

## DEMOGRAPHIC SUMMARY

1232 Shiloh Church Rd, Hickory, North Carolina, 28601 (Ring band of 0 - 1 miles)



Ring Bands: 0-1 mile radii

## INCOME



\$57,284

Median Household Income



\$32,952

Per Capita Income



\$175,487

Median Net Worth

## KEY FACTS

2,240

Population



929

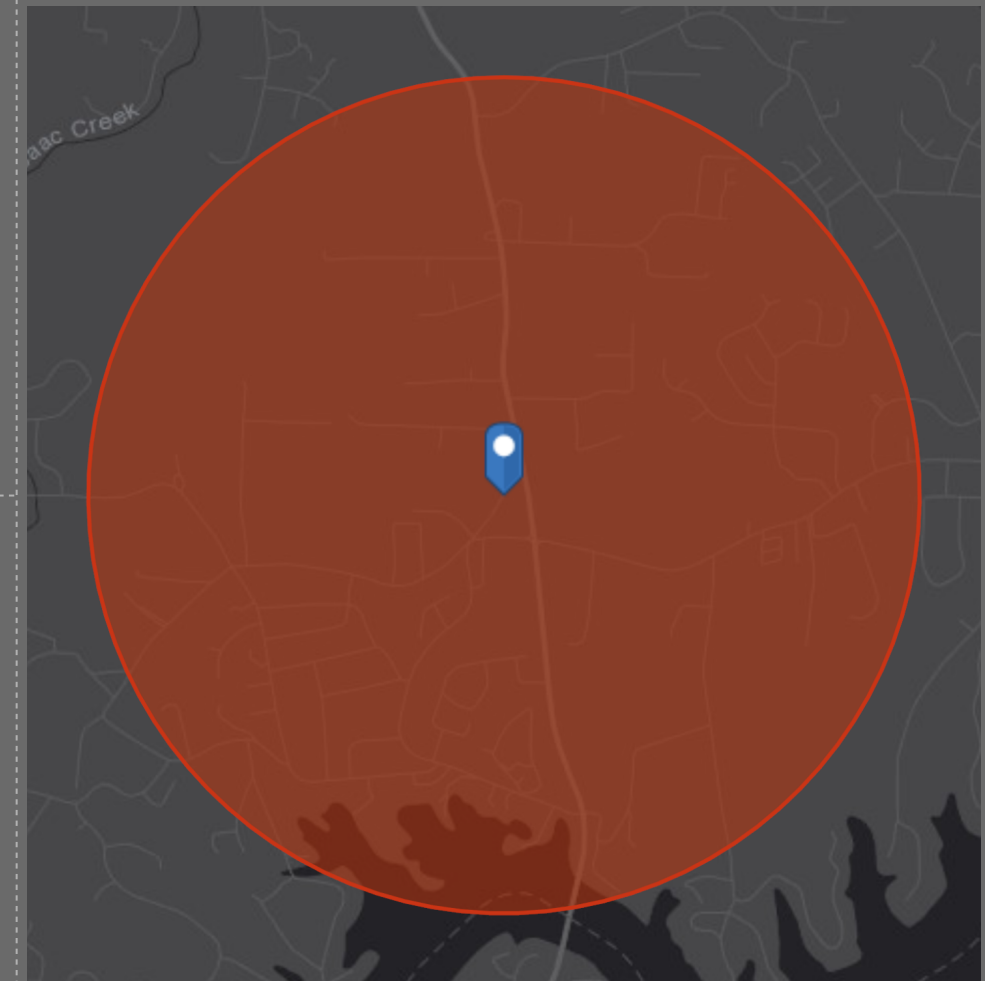
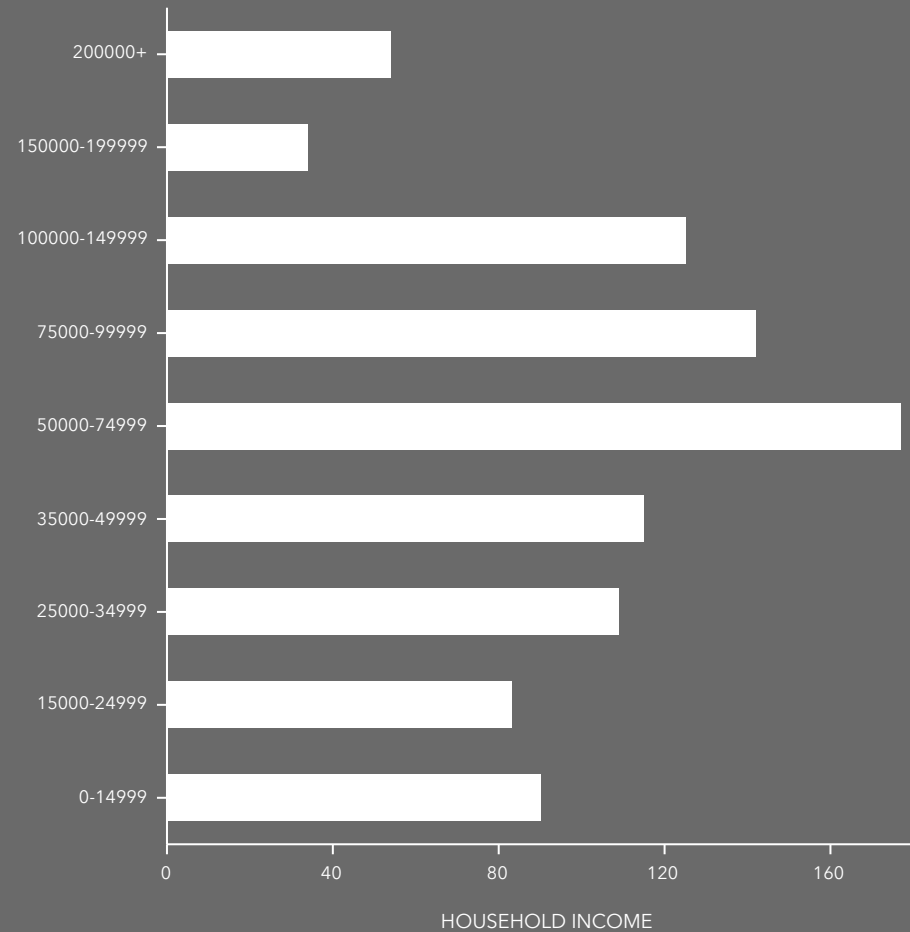
Households

48.1

Median Age

\$46,936

Median Disposable Income



## EDUCATION

8%

No High School Diploma



22%

High School Graduate



30%

Some College



40%

Bachelor's/Grad/Prof Degree

## EMPLOYMENT



62%

White Collar



24%

Blue Collar



14%

Services

6.6%

Unemployment Rate

# DEMOGRAPHIC SUMMARY

1232 Shiloh Church Rd, Hickory, North Carolina, 28601 (Ring band of 1 - 3 miles)



Ring Bands: 0-3 mile radii

## INCOME



\$60,051

Median Household Income



\$34,136

Per Capita Income



\$170,883

Median Net Worth

## KEY FACTS

12,945

Population



5,029

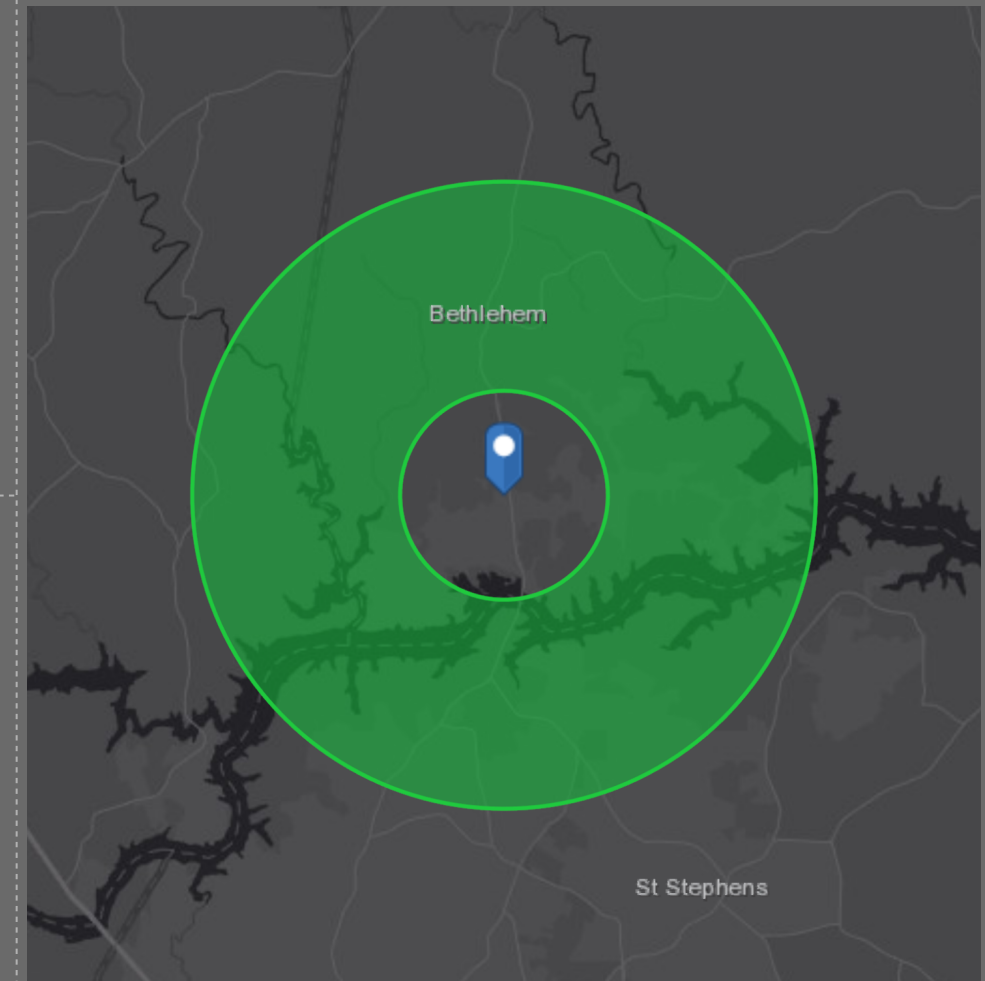
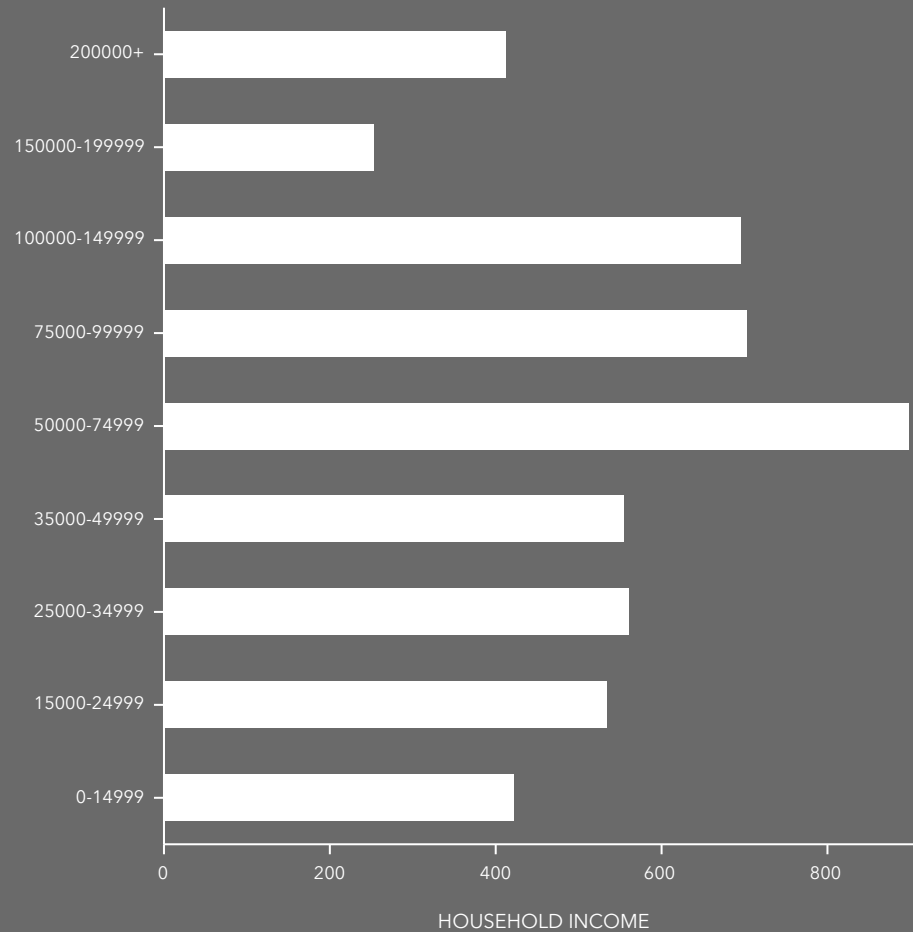
Households

44.4

Median Age

\$50,048

Median Disposable Income



## EDUCATION

8%

No High School Diploma



24%

High School Graduate



33%

Some College



35%

Bachelor's/Grad/Prof Degree

## EMPLOYMENT



62%

White Collar



25%

Blue Collar



13%

Services

5.3%

Unemployment Rate

# DEMOGRAPHIC SUMMARY

1232 Shiloh Church Rd, Hickory, North Carolina, 28601 (Ring band of 3 - 5 miles)



Ring Bands: 0-5 mile radii

## INCOME



\$49,682

Median Household Income



\$29,233

Per Capita Income



\$89,308

Median Net Worth

## KEY FACTS

28,547

Population



11,831

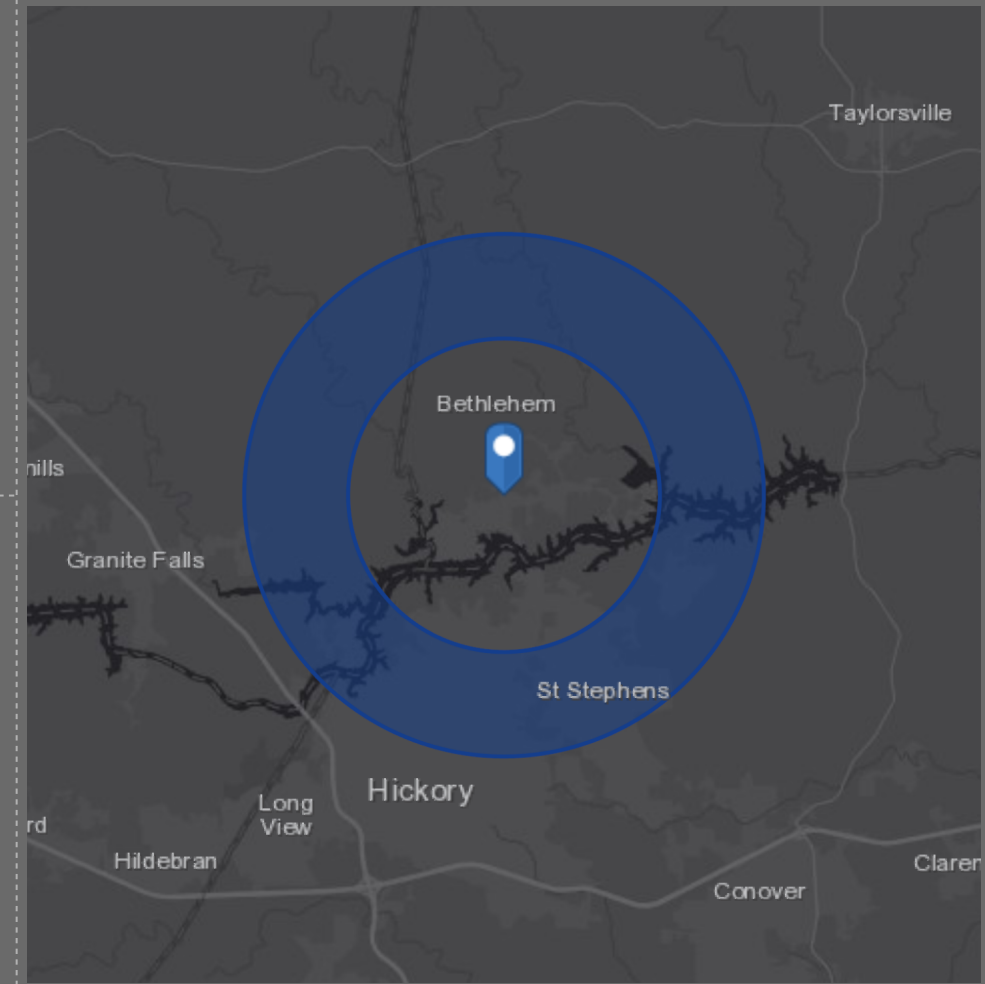
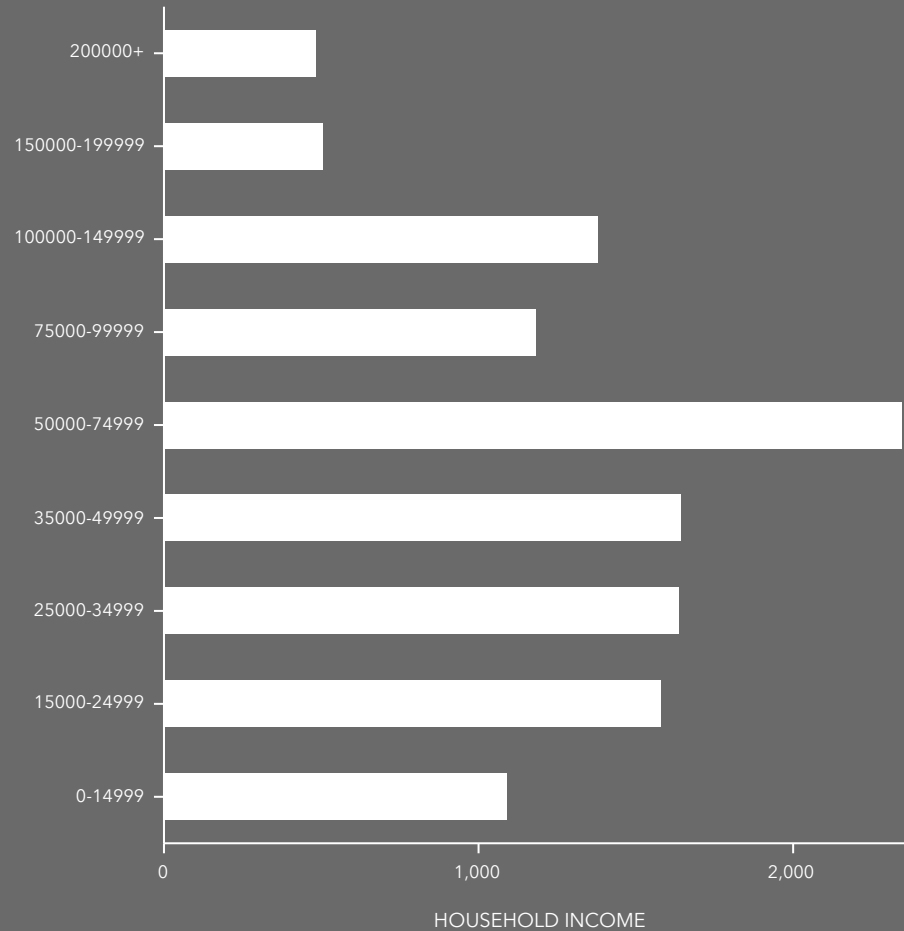
Households

42.2

Median Age

\$40,060

Median Disposable Income



## EDUCATION

13%

No High School Diploma



27%

High School Graduate



32%

Some College



28%

Bachelor's/Grad/Prof Degree

## EMPLOYMENT



62%

White Collar



24%

Blue Collar



14%

Services

4.7%

Unemployment Rate

## DEMOGRAPHIC SUMMARY

1232 Shiloh Church Rd, Hickory, North Carolina, 28601 (Ring band of 0 - 1 miles)



Ring Bands: 0-1 mile radii

## INCOME



\$57,284

Median Household Income



\$32,952

Per Capita Income



\$175,487

Median Net Worth

## KEY FACTS

2,240

Population



929

Households

48.1

Median Age

\$46,936

Median Disposable Income

## EDUCATION

8%

No High School Diploma



22%

High School Graduate



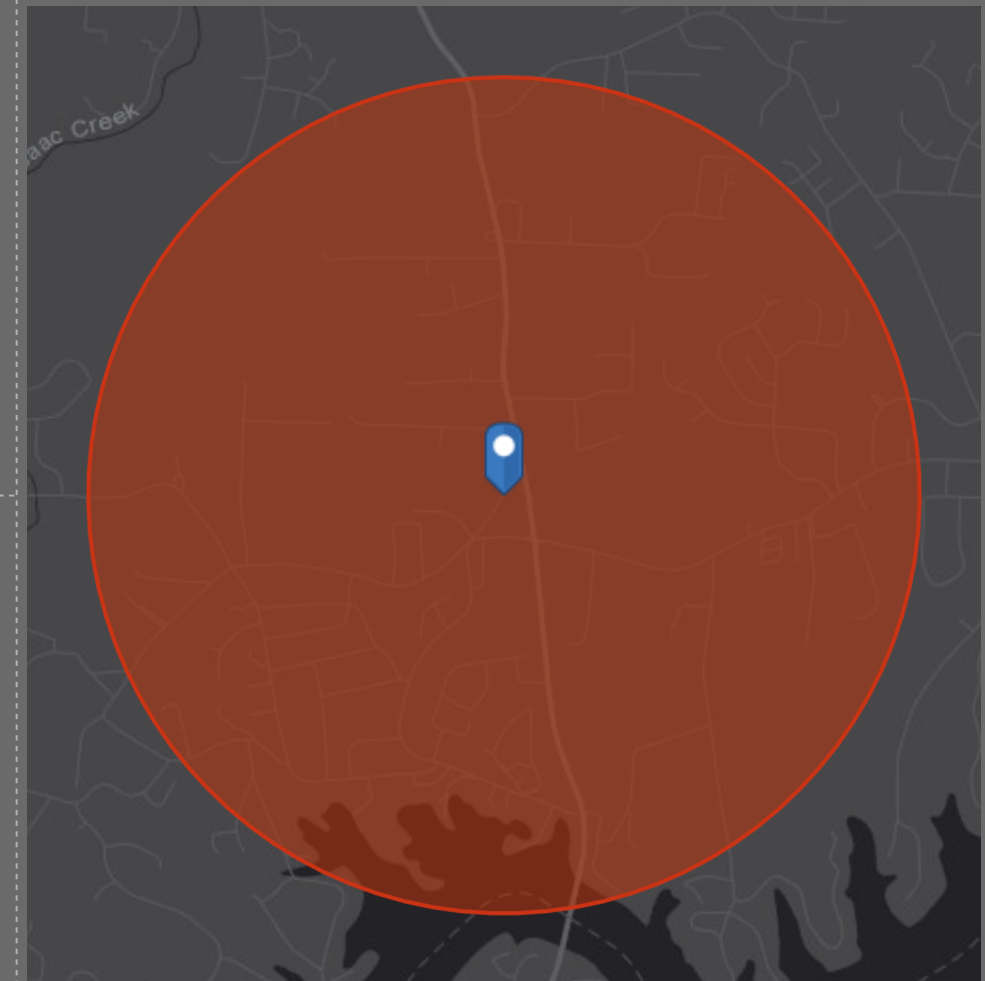
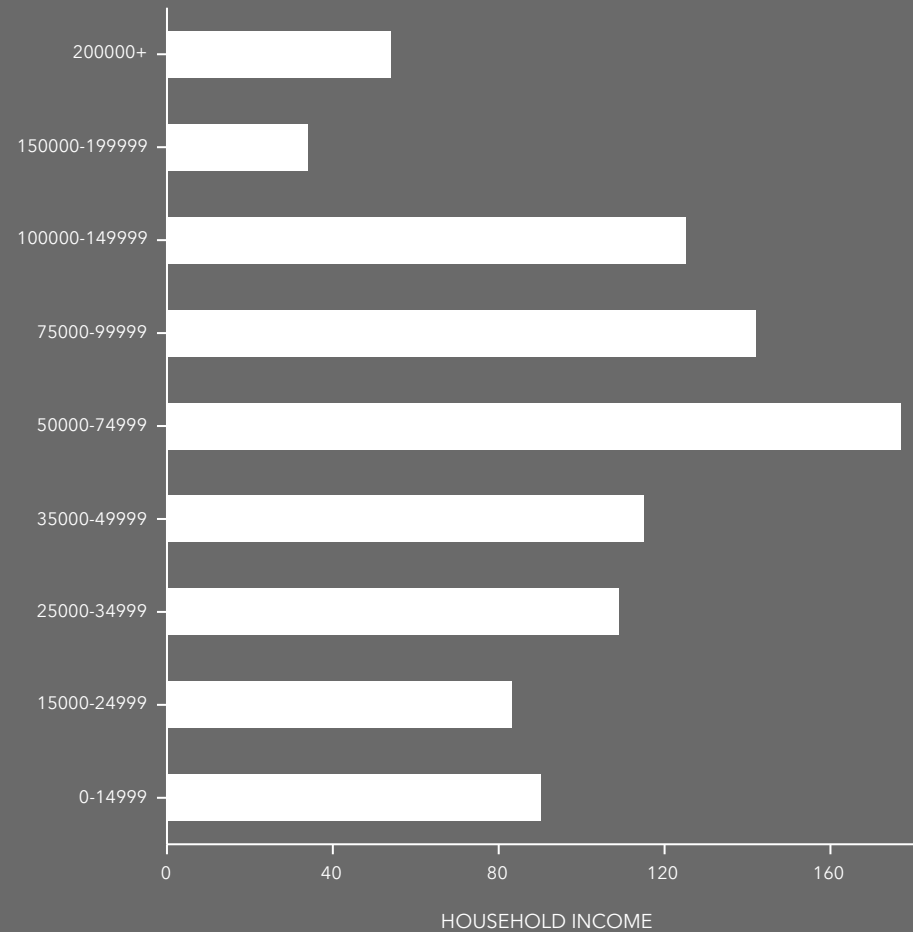
30%

Some College



40%

Bachelor's/Grad/Prof Degree



## EMPLOYMENT



62%

White Collar



24%

Blue Collar



14%

Services

6.6%

Unemployment Rate

# DEMOGRAPHIC SUMMARY

1232 Shiloh Church Rd, Hickory, North Carolina, 28601 (Ring band of 1 - 3 miles)



Ring Bands: 0-3 mile radii

## INCOME



\$60,051

Median Household Income



\$34,136

Per Capita Income



\$170,883

Median Net Worth

## KEY FACTS

12,945

Population



5,029

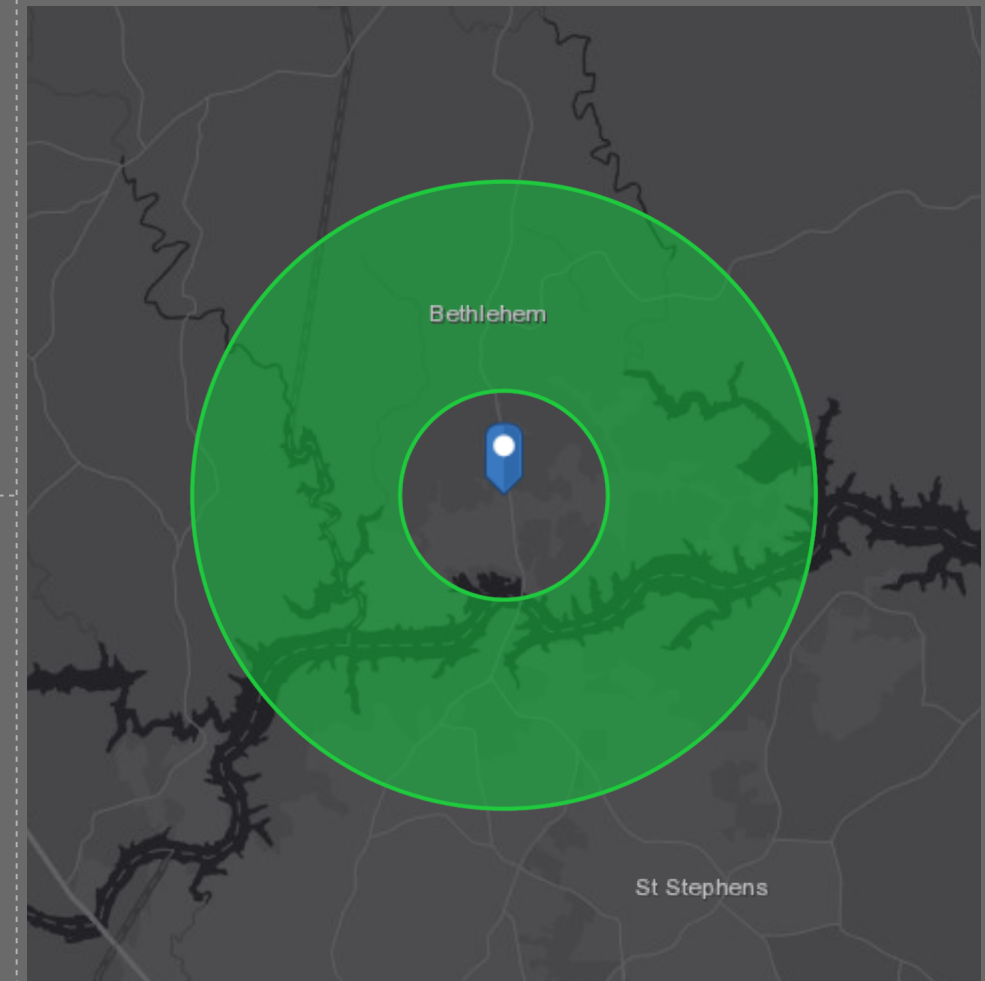
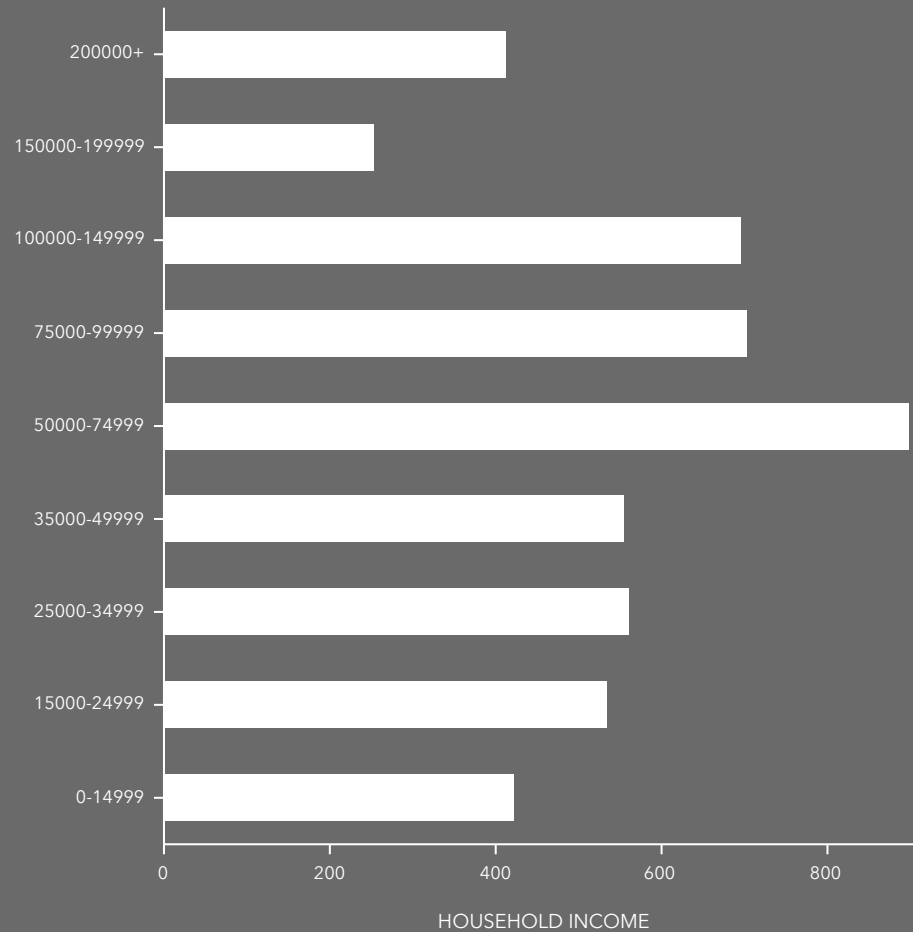
Households

44.4

Median Age

\$50,048

Median Disposable Income



## EDUCATION

8%

No High School Diploma



24%

High School Graduate



33%

Some College



35%

Bachelor's/Grad/Prof Degree

## EMPLOYMENT



62%

White Collar



25%

Blue Collar



13%

Services

5.3%

Unemployment Rate

# DEMOGRAPHIC SUMMARY

1232 Shiloh Church Rd, Hickory, North Carolina, 28601 (Ring band of 3 - 5 miles)



Ring Bands: 0-5 mile radii

## INCOME



\$49,682

Median Household Income



\$29,233

Per Capita Income



\$89,308

Median Net Worth

## KEY FACTS

28,547

Population



11,831

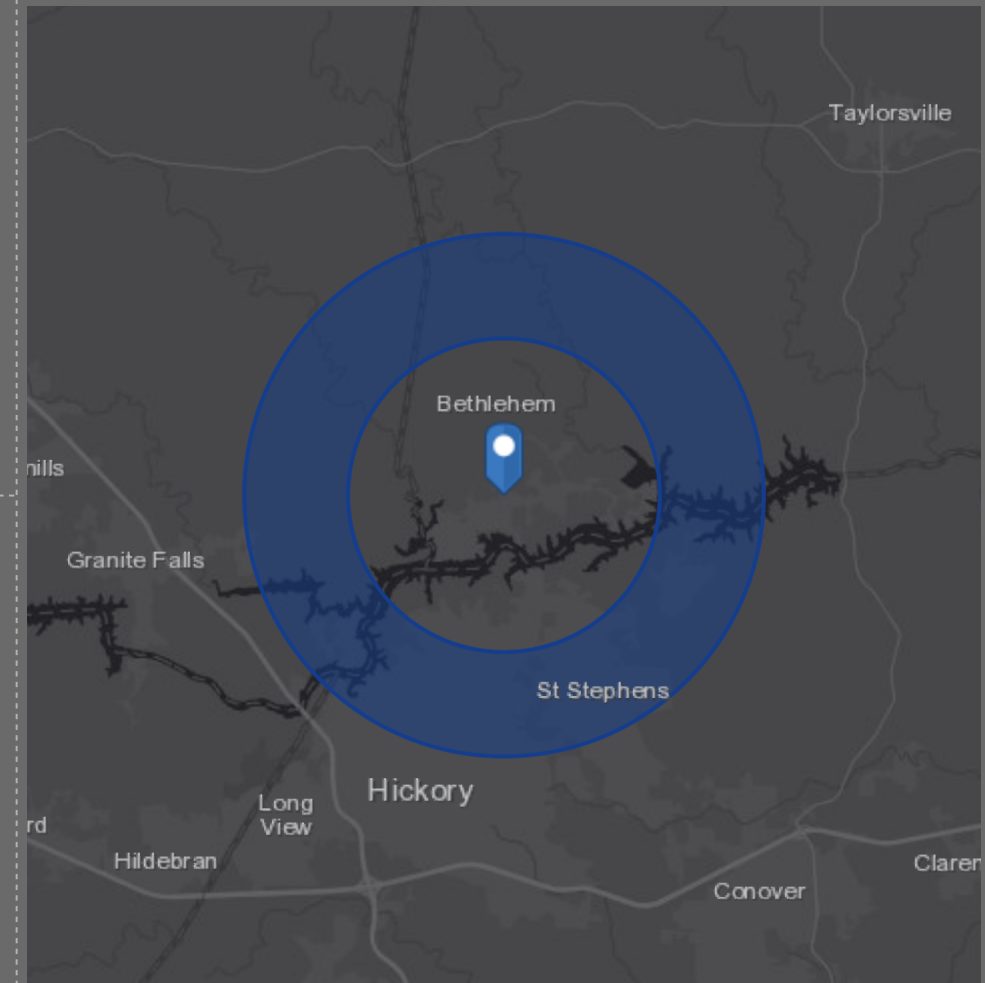
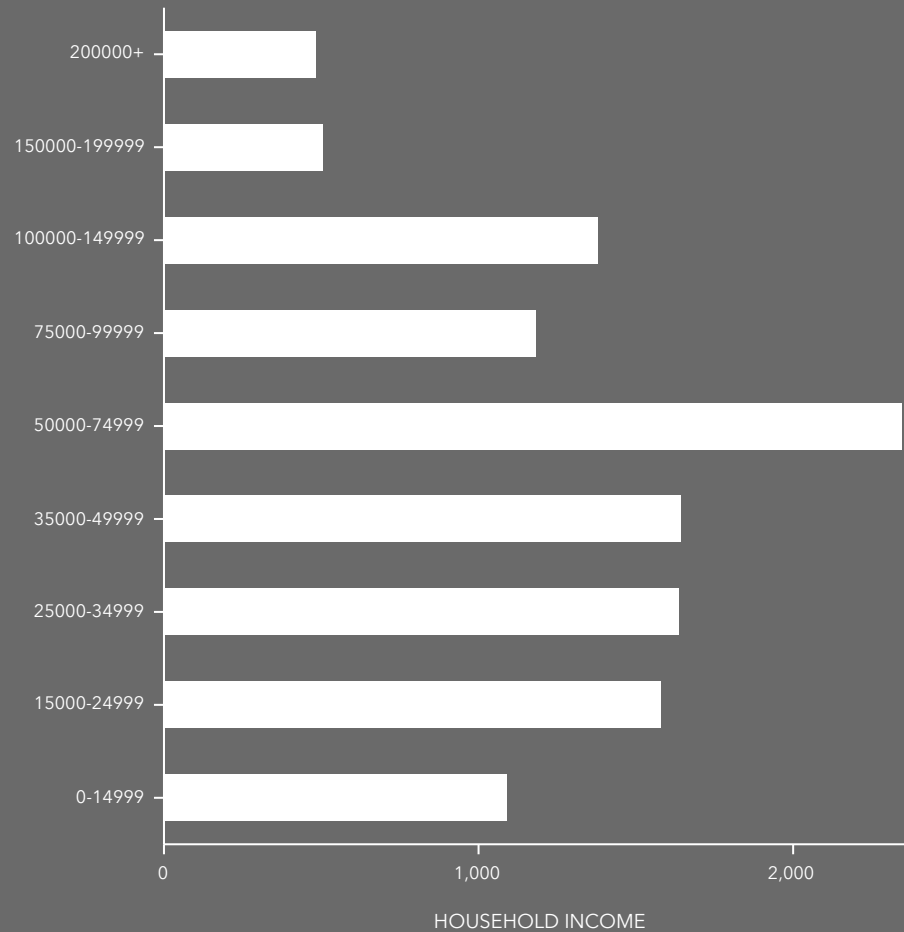
Households

42.2

Median Age

\$40,060

Median Disposable Income



## EDUCATION

13%

No High School Diploma



27%

High School Graduate



32%

Some College



28%

Bachelor's/Grad/Prof Degree

## EMPLOYMENT



62%

White Collar



24%

Blue Collar



14%

Services

4.7%

Unemployment Rate

## DEMOGRAPHIC SUMMARY

1232 Shiloh Church Rd, Hickory, North Carolina, 28601 (Ring band of 0 - 1 miles)



Ring Bands: 0-1 mile radii

## INCOME



\$57,284

Median Household Income



\$32,952

Per Capita Income



\$175,487

Median Net Worth

## KEY FACTS

2,240

Population



929

Households

48.1

Median Age

\$46,936

Median Disposable Income

## EDUCATION

8%

No High School Diploma



22%

High School Graduate



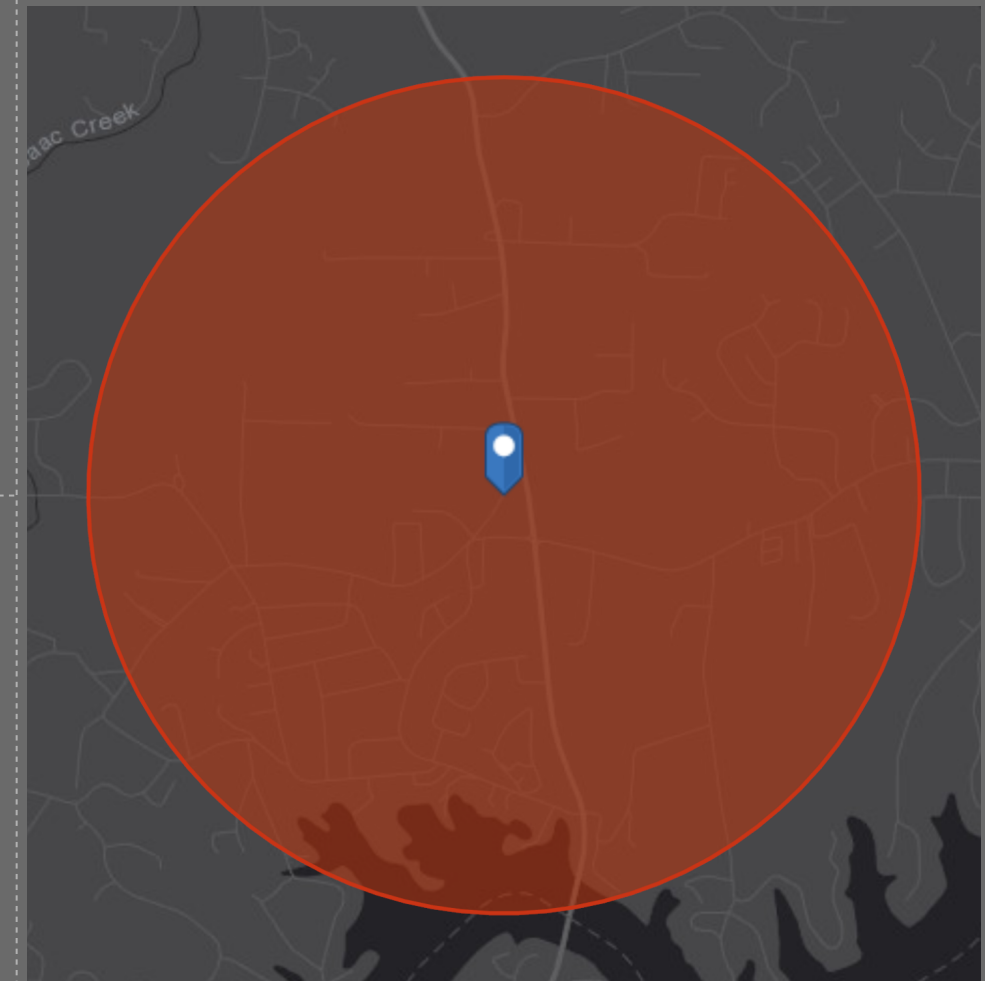
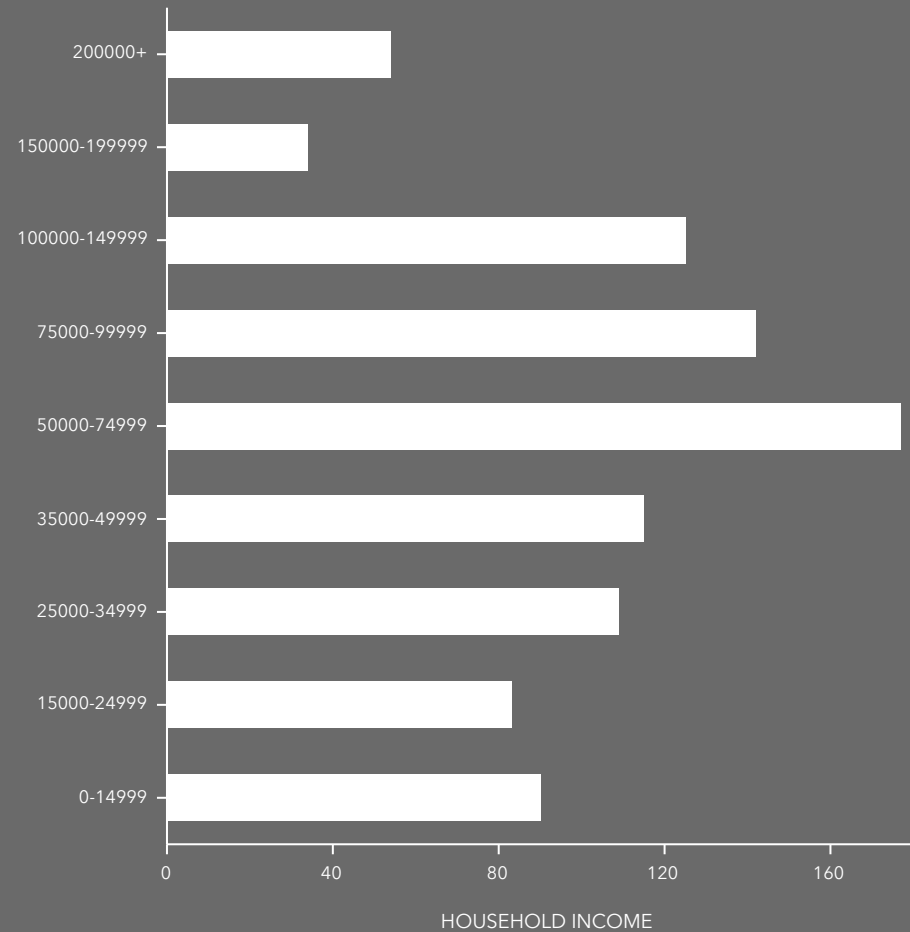
30%

Some College



40%

Bachelor's/Grad/Prof Degree



## EMPLOYMENT



62%

White Collar



24%

Blue Collar



14%

Services

6.6%

Unemployment Rate



# DEMOGRAPHIC SUMMARY

1232 Shiloh Church Rd, Hickory, North Carolina, 28601 (Ring band of 1 - 3 miles)



Ring Bands: 0-3 mile radii

## INCOME



\$60,051

Median Household Income



\$34,136

Per Capita Income



\$170,883

Median Net Worth

## KEY FACTS

12,945

Population



5,029

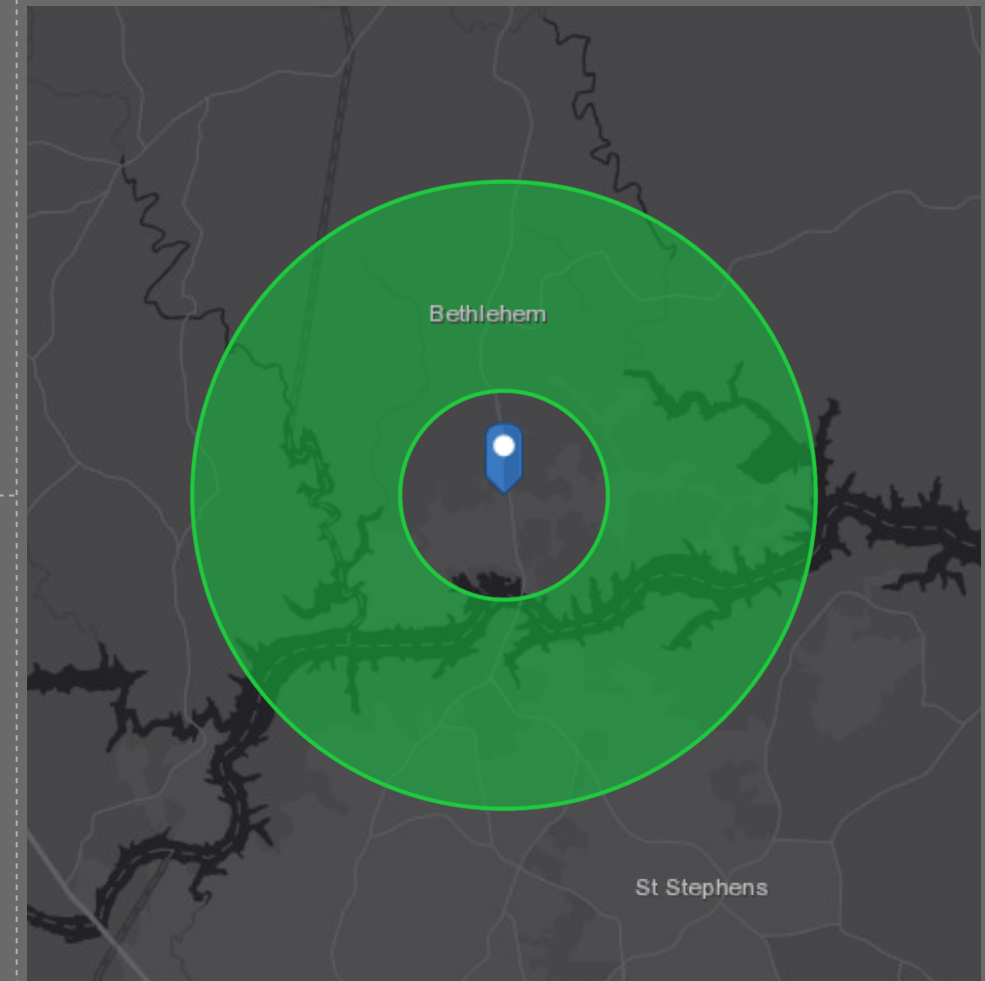
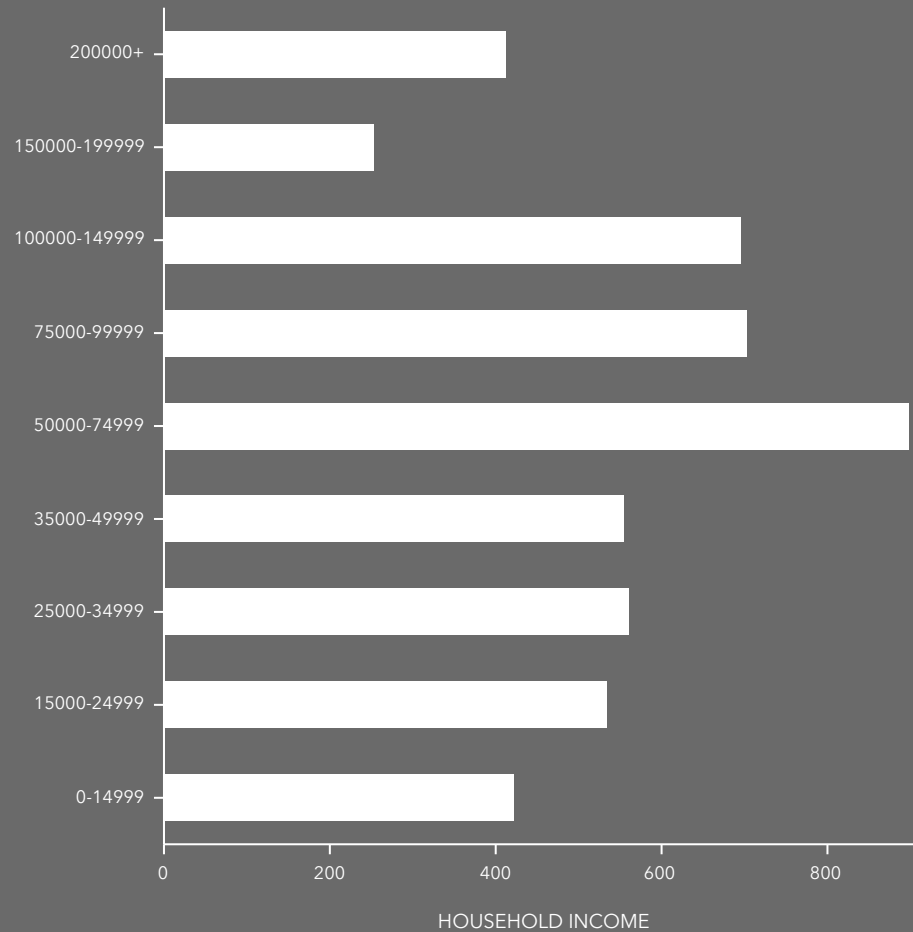
Households

44.4

Median Age

\$50,048

Median Disposable Income



## EDUCATION

8%

No High School Diploma



24%

High School Graduate



33%

Some College



35%

Bachelor's/Grad/Prof Degree

## EMPLOYMENT



62%

White Collar



25%

Blue Collar



13%

Services

5.3%

Unemployment Rate



# DEMOGRAPHIC SUMMARY

1232 Shiloh Church Rd, Hickory, North Carolina, 28601 (Ring band of 3 - 5 miles)



Ring Bands: 0-5 mile radii

## INCOME



\$49,682

Median Household Income



\$29,233

Per Capita Income



\$89,308

Median Net Worth

## KEY FACTS

28,547

Population



11,831

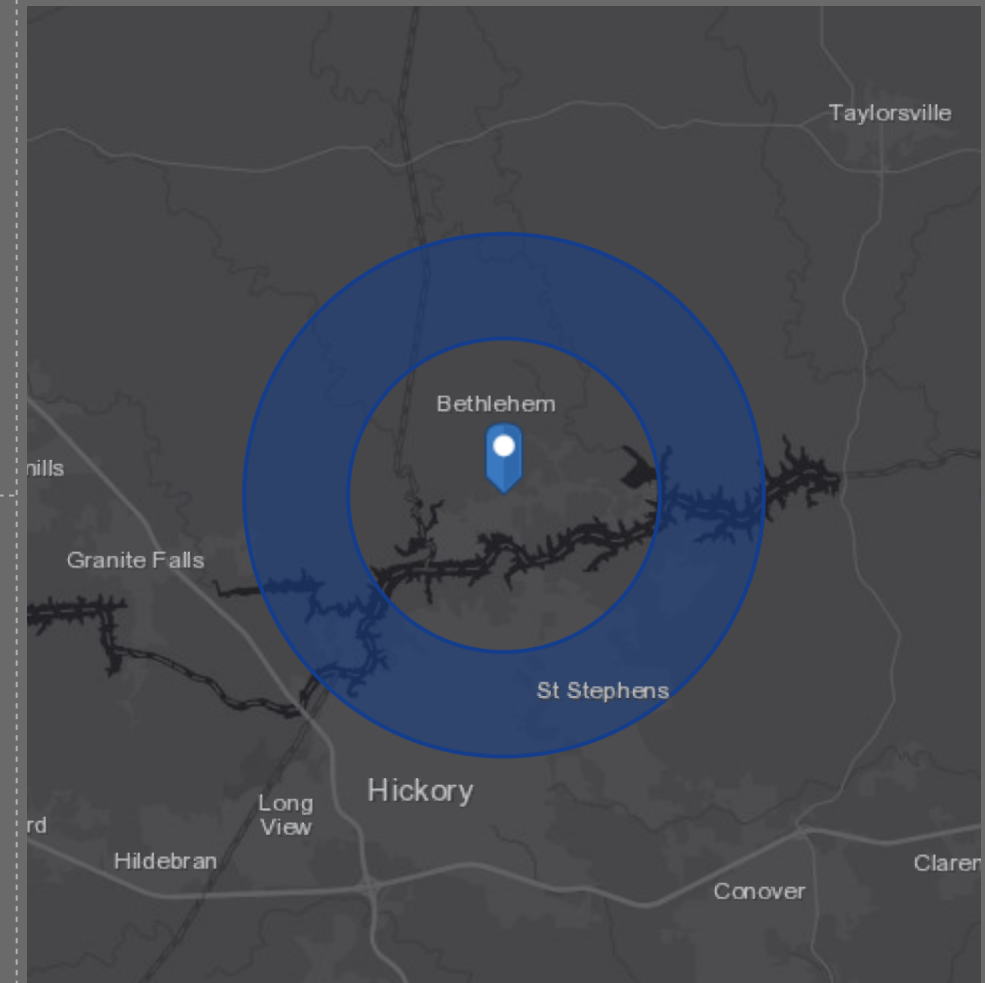
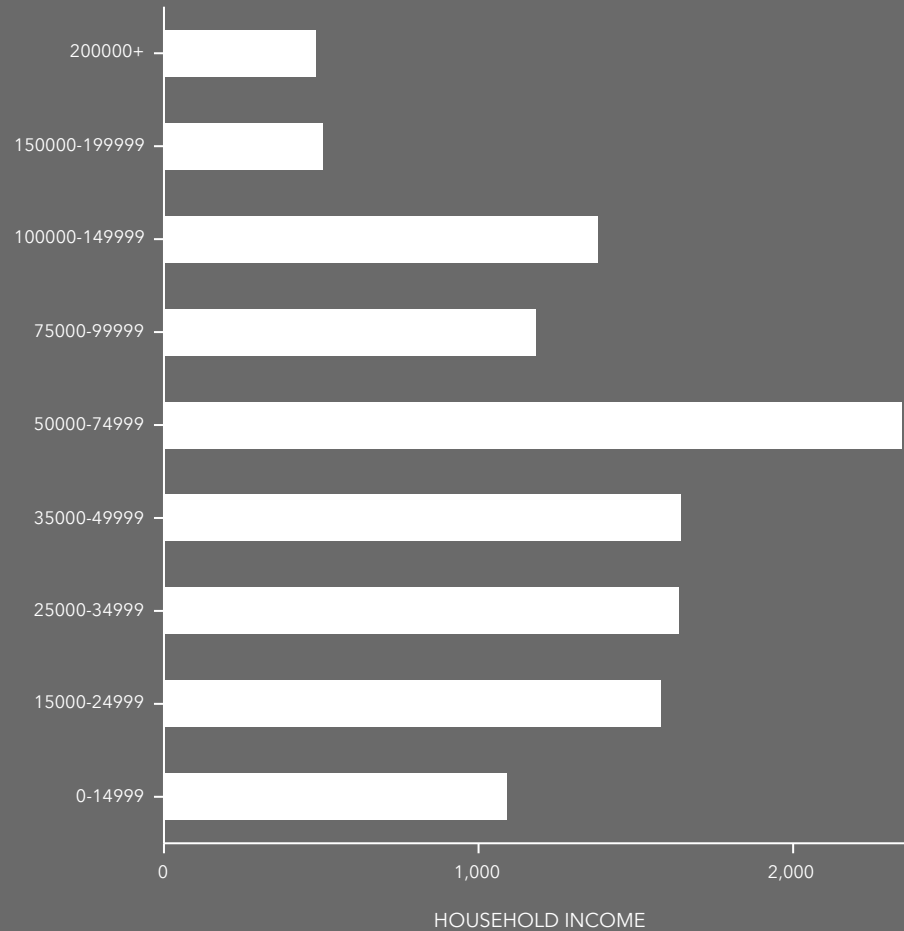
Households

42.2

Median Age

\$40,060

Median Disposable Income



## EDUCATION

13%

No High School Diploma



27%

High School Graduate



32%

Some College



28%

Bachelor's/Grad/Prof Degree

## EMPLOYMENT



62%

White Collar



24%

Blue Collar



14%

Services

4.7%

Unemployment Rate

## KEY FACTS

2,240

Population

48.1

Median Age

2.4

Average Household Size

\$57,284

Median Household Income

## EDUCATION

8%

No High School Diploma



22%

High School Graduate



30%

Some College



40%

Bachelor's/Grad/Prof Degree

## BUSINESS



81

Total Businesses



703

Total Employees

## EMPLOYMENT



62%

White Collar



24%

Blue Collar



14%

Services

6.6%

Unemployment Rate

## INCOME



\$57,284

Median Household Income



\$32,952

Per Capita Income



\$175,487

Median Net Worth

## Households By Income

The largest group: \$50,000 - \$74,999 (19.1%)

The smallest group: \$150,000 - \$199,999 (3.7%)

Indicator	Value	Difference	
<\$15,000	9.7%	-4.0%	
\$15,000 - \$24,999	8.9%	-5.9%	
\$25,000 - \$34,999	11.7%	-1.2%	
\$35,000 - \$49,999	12.4%	-3.2%	
\$50,000 - \$74,999	19.1%	-0.7%	
\$75,000 - \$99,999	15.3%	+3.9%	
\$100,000 - \$149,999	13.5%	+6.0%	
\$150,000 - \$199,999	3.7%	+1.6%	
\$200,000+	5.8%	+3.5%	

Bars show deviation from Alexander County

## KEY FACTS

12,945  
Population

44.4  
Median Age

2.6  
Average Household Size

\$60,051  
Median Household Income

## EDUCATION

8%  
No High School Diploma

24%  
High School Graduate

33%  
Some College

35%  
Bachelor's/Grad/Prof Degree

## BUSINESS

170  
Total Businesses

1,519  
Total Employees

## EMPLOYMENT

62%  
White Collar

25%  
Blue Collar

13%  
Services

5.3%  
Unemployment Rate

## INCOME

\$57,284  
Median Household Income

\$32,952  
Per Capita Income

\$175,487  
Median Net Worth

### Households By Income

The largest group: \$50,000 - \$74,999 (17.9%)

The smallest group: \$150,000 - \$199,999 (5.0%)

Indicator	Value	Difference	
<\$15,000	8.4%	-5.3%	<div style="width: 8.4%;"></div>
\$15,000 - \$24,999	10.6%	-4.2%	<div style="width: 10.6%;"></div>
\$25,000 - \$34,999	11.1%	-1.8%	<div style="width: 11.1%;"></div>
\$35,000 - \$49,999	11.0%	-4.6%	<div style="width: 11.0%;"></div>
\$50,000 - \$74,999	17.9%	-1.9%	<div style="width: 17.9%;"></div>
\$75,000 - \$99,999	14.0%	+2.6%	<div style="width: 14.0%;"></div>
\$100,000 - \$149,999	13.8%	+6.3%	<div style="width: 13.8%;"></div>
\$150,000 - \$199,999	5.0%	+2.9%	<div style="width: 5.0%;"></div>
\$200,000+	8.2%	+5.9%	<div style="width: 8.2%;"></div>

Bars show deviation from  
Alexander County

## KEY FACTS

28,547  
Population

42.2  
Median Age

2.4  
Average Household Size

\$49,682  
Median Household Income

## EDUCATION

13%  
No High School Diploma

27%  
High School Graduate

32%  
Some College

28%  
Bachelor's/Grad/Prof Degree

## BUSINESS

742  
Total Businesses

6,738  
Total Employees

## EMPLOYMENT

62%  
White Collar

24%  
Blue Collar

14%  
Services

4.7%  
Unemployment Rate

## INCOME

\$57,284  
Median Household Income

\$32,952  
Per Capita Income

\$175,487  
Median Net Worth

### Households By Income

The largest group: \$50,000 - \$74,999 (19.8%)

The smallest group: \$200,000+ (4.1%)

Indicator	Value	Difference	
<\$15,000	9.2%	-4.5%	<div style="width: 4.5%;"></div>
\$15,000 - \$24,999	13.3%	-1.5%	<div style="width: 1.5%;"></div>
\$25,000 - \$34,999	13.8%	+0.9%	<div style="width: 0.9%;"></div>
\$35,000 - \$49,999	13.9%	-1.7%	<div style="width: 1.7%;"></div>
\$50,000 - \$74,999	19.8%	0	
\$75,000 - \$99,999	10.0%	-1.4%	<div style="width: 1.4%;"></div>
\$100,000 - \$149,999	11.6%	+4.1%	<div style="width: 4.1%;"></div>
\$150,000 - \$199,999	4.3%	+2.2%	<div style="width: 2.2%;"></div>
\$200,000+	4.1%	+1.8%	<div style="width: 1.8%;"></div>

Bars show deviation from  
Alexander County