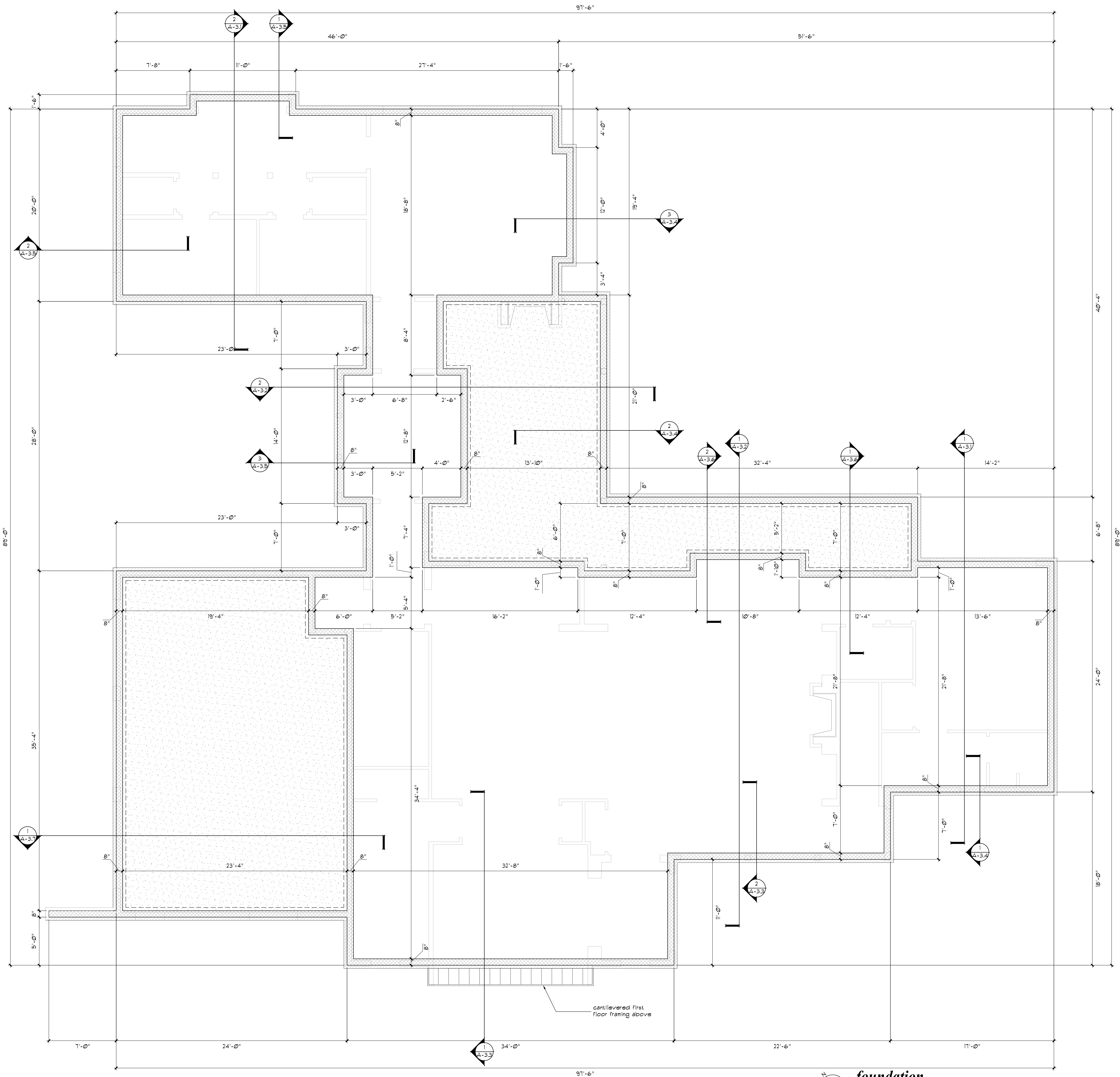


170 haverford ave



*foundation
plan*

scale: 1/4" = 1'-0"

170 Haverford Ave
NASHVILLE
TENNESSEE



Prepared for:
Jeremy Lyons

Project Location:
170 Haverford Ave
Nashville, TN 37205

Revisions:

#	Date	Description

F.1-1

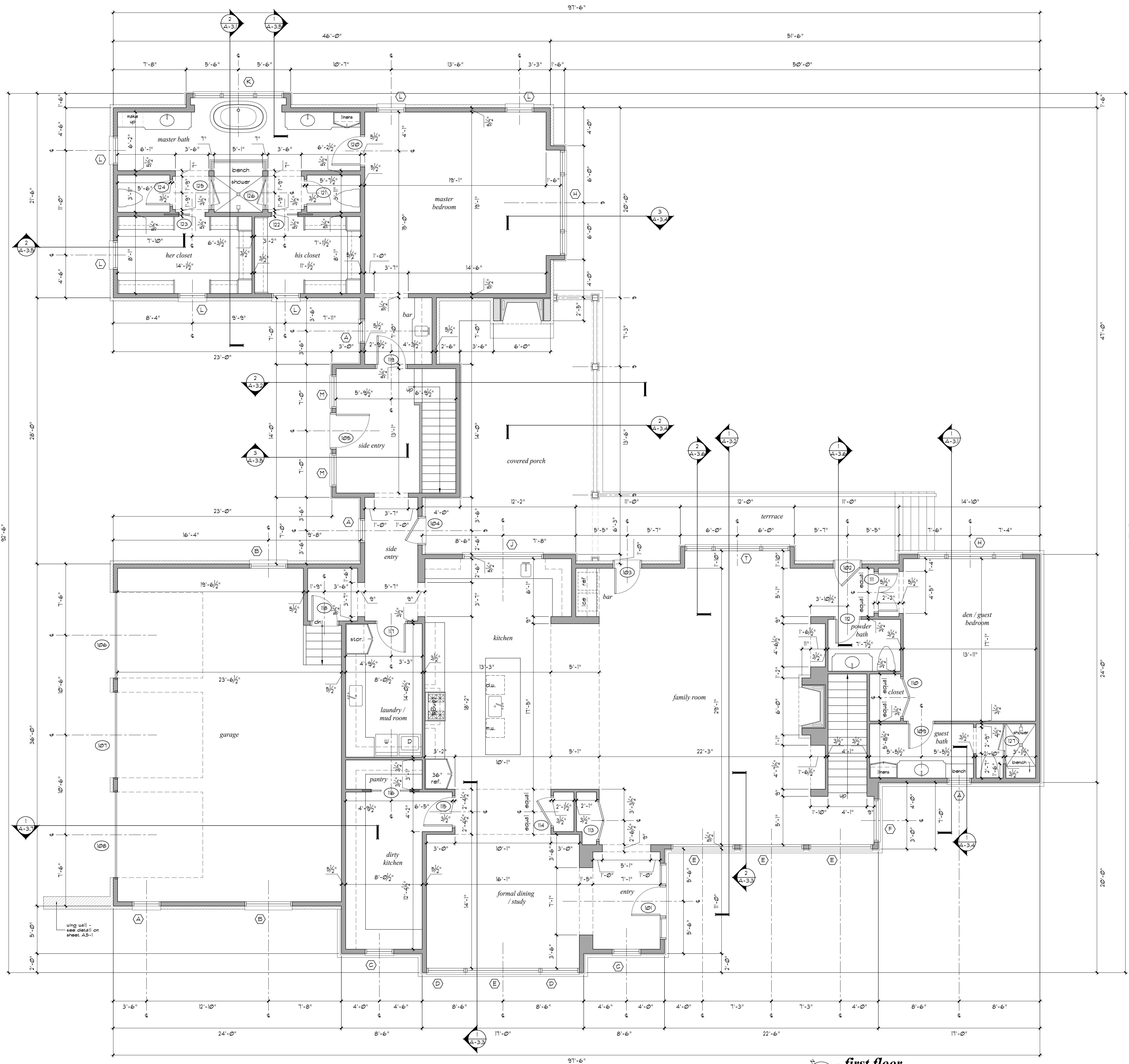
DATE: 5-20-2021

square footage calculations	
LOCATION	SQ. FT.
first floor conditioned	3,925 sq.ft.
second floor conditioned	2,100 sq.ft.
total conditioned	6,025 sq.ft.
covered porch	415 sq.ft.
garage	865 sq.ft.
total unconditioned	1,280 sq.ft.
total under roof	7,385 sq.ft.
footprint	5,210 sq.ft.

window schedule				
WINDOW ID.	QUANTITY	WINDOW TYPE	FRAME SIZE W x H	RO. height above subfloor
A	1	fixed casement	24" x 42"	10'-1"
B	2	fixed casement	32" x 66"	11'-1"
C	5	fixed casement	24" x 42"	7'-1"
D	2	fixed casement	48" x 96"	8'-1"
E	4	fixed casement	80" x 96"	8'-1"
F	1	fixed casement	54" x 96"	8'-1"
G	1	3 UNIT ASSEMBLY	132" x 45"	8'-1"
		fixed casement	42" x 45"	-
		fixed casement	42" x 45"	-
		fixed casement	42" x 42"	-
H	2	3 UNIT ASSEMBLY	132" x 72"	8'-1"
		operable casement	36" x 72"	-
		fixed casement	54" x 72"	-
		operable casement	36" x 72"	-
J	1	3 UNIT ASSEMBLY	102" x 60"	8'-1"
		operable casement	32" x 60"	-
		fixed casement	32" x 60"	-
		operable casement	32" x 60"	-
K	1	3 UNIT ASSEMBLY	118" x 66"	8'-1"
		operable casement	32" x 66"	-
		fixed casement	48" x 66"	-
		operable casement	32" x 66"	-
L	6	operable casement	32" x 66"	-
M	2	fixed casement	42" x 96"	8'-1"
N	3	fixed casement	42" x 45"	12'-7"
P	2	operable casement	30" x 42"	7'-1"
Q	2	3 UNIT ASSEMBLY	118" x 66"	8'-1"
		operable casement	32" x 66"	-
		fixed casement	48" x 66"	-
		operable casement	32" x 66"	-
R	3	operable casement	30" x 42"	7'-7"
S	2	3 UNIT ASSEMBLY	132" x 66"	7'-7"
		fixed casement	24" x 60"	-
		operable casement	36" x 60"	-
		fixed casement	24" x 60"	-
T	1	3 UNIT ASSEMBLY	132" x 96"	8'-1"
		fixed casement	36" x 96"	-
		fixed casement	54" x 96"	-
		fixed casement	36" x 96"	-

* window must meet egress requirements. Contractor to verify egress compliance with manufacturer

first floor door schedule		
DR #	SIZE	TYPE
101	8'-0" x 9'-0"	triple unit front entry door
102	2'-8" x 8'-0"	ext. entry door
103	2'-8" x 8'-0"	ext. entry door
104	2'-8" x 8'-0"	ext. entry door
105	3'-6" x 8'-0"	ext. entry door
106	9'-0" x 8'-0"	overhead garage
107	9'-0" x 8'-0"	overhead garage
108	9'-0" x 8'-0"	overhead garage
109	2'-6" x 8'-0"	single hinged
110	4'-0" x 8'-0"	double hinged
111	4'-0" x 8'-0"	double hinged
112	2'-6" x 8'-0"	single hinged
113	4'-0" x 8'-0"	double hinged
114	3'-0" x 8'-0"	single hinged
115	3'-0" x 8'-0"	single hinged
116	4'-0" x 8'-0"	double pocket
117	3'-0" x 8'-0"	single hinged
118	2'-8" x 8'-0"	single hinged
119	3'-0" x 8'-0"	single hinged
120	3'-0" x 8'-0"	single hinged
121	2'-6" x 8'-0"	single hinged
122	2'-8" x 8'-0"	single pocket
123	2'-8" x 8'-0"	single pocket
124	2'-6" x 8'-0"	single hinged
125	t.b.d.	glass shower door
126	t.b.d.	glass shower door
127	t.b.d.	glass shower door



first floor plan

scale: 1/4" = 1'-0"

170 Haverford Ave
NASHVILLE
TENNESSEE



Prepared for:
Jeremy Lyons

Project Location:
170 Haverford Ave
Nashville, TN 37205

Revisions:		
#	Date	Description

A.1-1

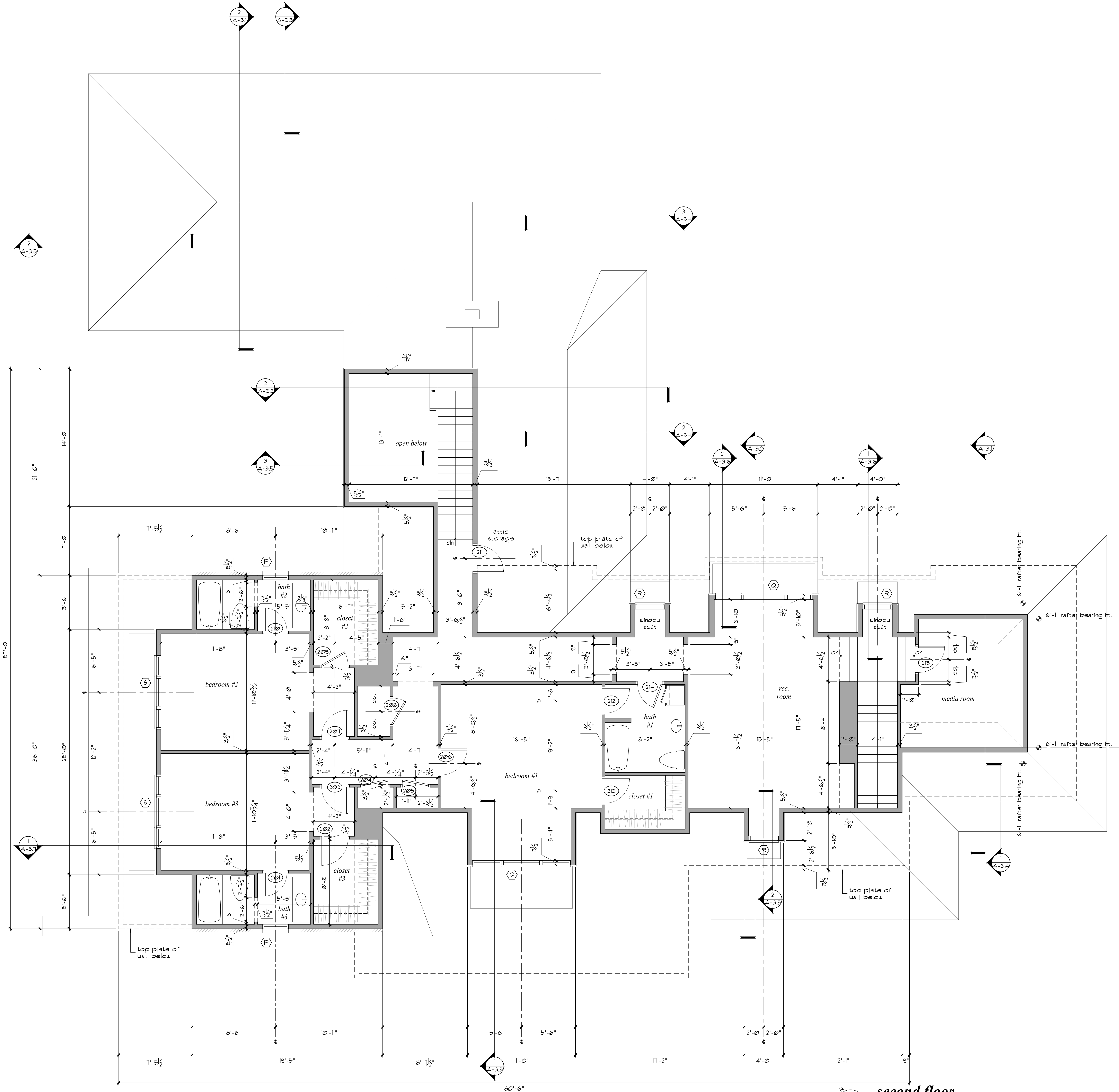
DATE: 5-20-2021

square footage calculations	
LOCATION	SQ. FT.
first floor conditioned	3,925 sq.ft.
second floor conditioned	2,180 sq.ft.
total conditioned	6,105 sq.ft.
covered porch	415 sq.ft.
garage	865 sq.ft.
total unconditioned	1,280 sq.ft.
total under roof	7,385 sq.ft.
footprint	5,210 sq.ft.

window schedule					
WINDOW ID.	QUANTITY	WINDOW TYPE	FRAME SIZE W x H	CASING TYPE	R.O. height above subfloor
A	1	fixed casement	24" x 42"	BMC	10'-1"
B	2	fixed casement	32" x 66"	BMC	11'-1"
C	5	fixed casement	24" x 42"	none	7'-1"
D	2	fixed casement	48" x 96"	none	8'-1"
E	4	fixed casement	80" x 96"	none	8'-1"
F	1	fixed casement	54" x 96"	none	8'-1"
G	1	3 UNIT ASSEMBLY	132" x 45"	none	8'-1"
		fixed casement	42" x 45"	none	-
		fixed casement	42" x 45"	none	-
		fixed casement	42" x 42"	none	-
H	2	3 UNIT ASSEMBLY	132" x 72"	none	8'-1"
		operable casement	36" x 72"	none	-
		fixed casement	54" x 72"	none	-
		operable casement	36" x 72"	none	-
J	1	3 UNIT ASSEMBLY	102" x 60"	none	8'-1"
		operable casement	32" x 60"	none	-
		fixed casement	32" x 60"	none	-
		operable casement	32" x 60"	none	-
K	1	3 UNIT ASSEMBLY	118" x 66"	none	8'-1"
		operable casement	32" x 66"	none	-
		fixed casement	48" x 66"	none	-
		operable casement	32" x 66"	none	-
L	6	operable casement	32" x 66"	BMC	8'-1"
M	2	fixed casement	42" x 96"	none	8'-1"
N	3	fixed casement	42" x 45"	none	12'-7"
P	2	operable casement	30" x 42"	BMC	7'-1"
Q	2	3 UNIT ASSEMBLY	118" x 66"	none	8'-1"
		operable casement	32" x 66"	none	-
		fixed casement	48" x 66"	none	-
		operable casement	32" x 66"	none	-
R	3	operable casement	30" x 42"	none	7'-7"
S	2	3 UNIT ASSEMBLY	132" x 66"	none	7'-7"
		fixed casement	24" x 60"	none	-
		operable casement	36" x 60"	none	-
		fixed casement	24" x 60"	none	-
T	1	3 UNIT ASSEMBLY	132" x 96"	none	8'-1"
		fixed casement	36" x 96"	none	-
		fixed casement	54" x 96"	none	-
		fixed casement	36" x 96"	none	-

* window must meet egress requirements. Contractor to verify egress compliance with manufacturer

second floor door schedule		
DR #	SIZE	TYPE
201	2'-4" x 7'-0"	single hinged
202	2'-8" x 7'-0"	single hinged
203	2'-8" x 7'-0"	single hinged
204	2'-8" x 7'-0"	single hinged
205	2'-8" x 7'-0"	single hinged
206	2'-8" x 7'-0"	single hinged
207	2'-8" x 7'-0"	single hinged
208	2'-8" x 7'-0"	single hinged
209	2'-8" x 7'-0"	single hinged
210	2'-4" x 7'-0"	single hinged
211	2'-8" x 7'-0"	single hinged
212	2'-6" x 7'-0"	single hinged
213	2'-6" x 7'-0"	single hinged
214	2'-6" x 7'-0"	single hinged
215	2'-8" x 7'-0"	single hinged



second floor plan

scale: 1/4" = 1'-0"

170 Haverford Ave
NASHVILLE
TENNESSEE



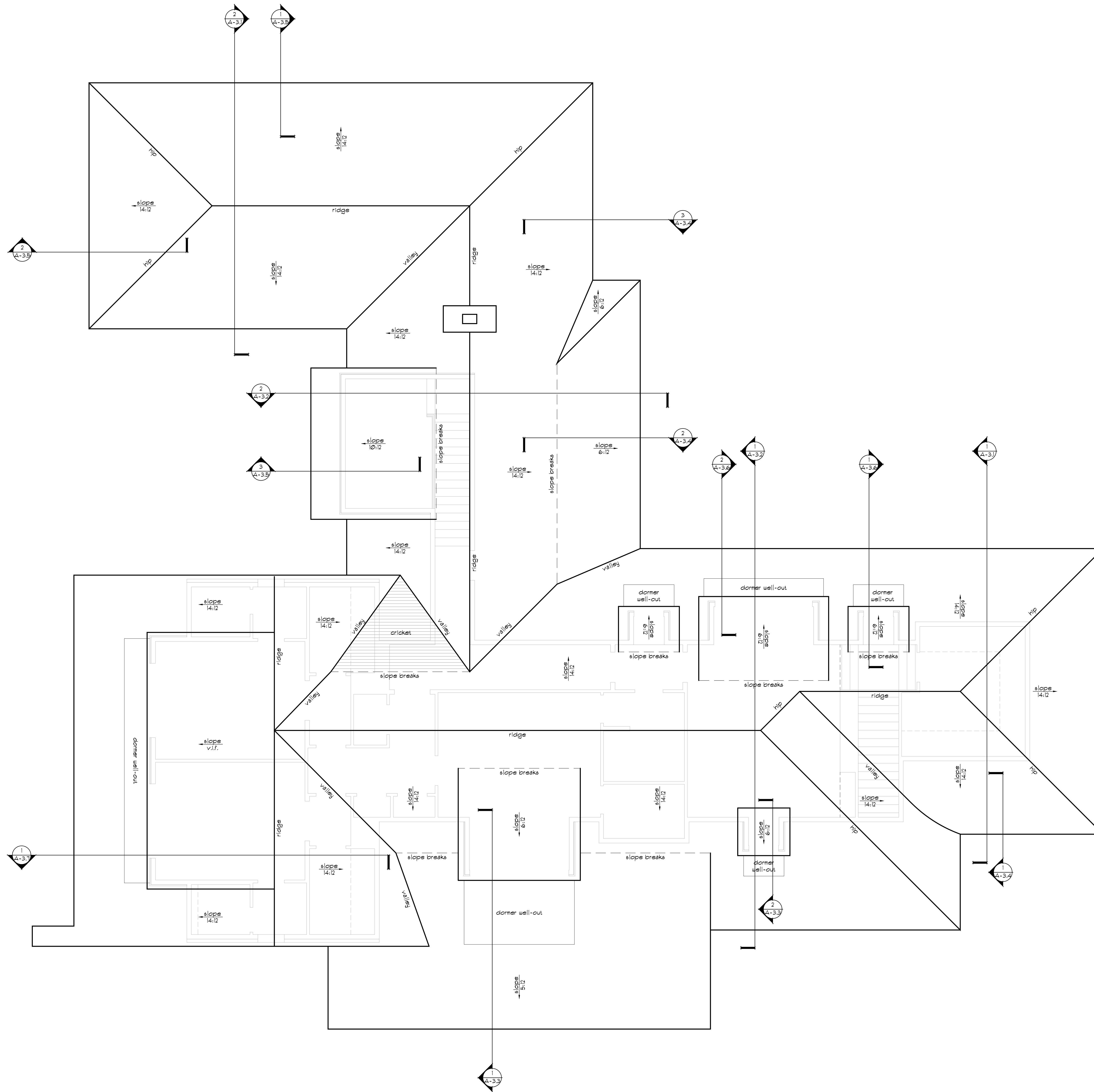
Prepared for:
Jeremy Lyons

Project Location:
170 Haverford Ave
Nashville, TN 37205

Revisions:		
#	Date	Description

A.1-2

DATE: 5-20-2021



170 Haverford Ave
NASHVILLE
TENNESSEE



Prepared for:
Jeremy Lyons

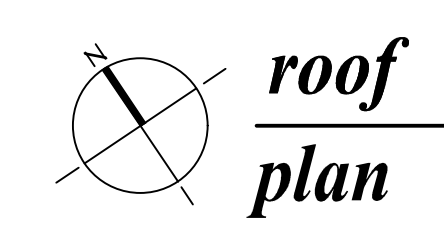
Project Location:
170 Haverford Ave
Nashville, TN 37205

Revisions:

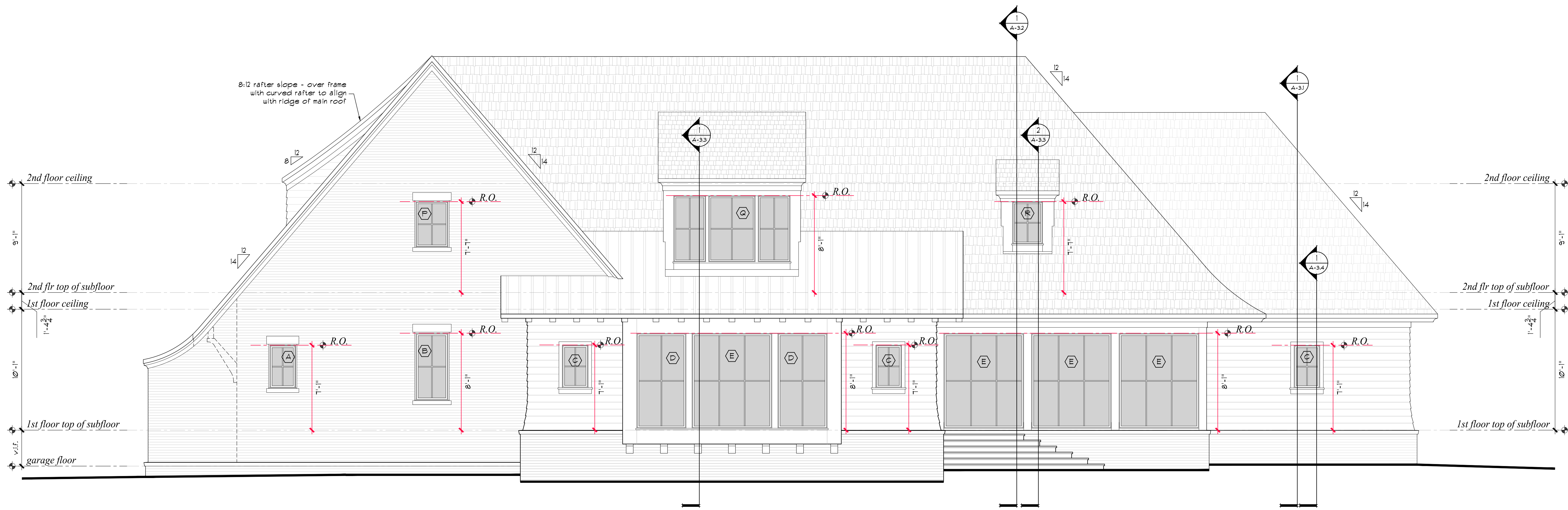
#	Date	Description

A.1-6

DATE: 5-20-2021

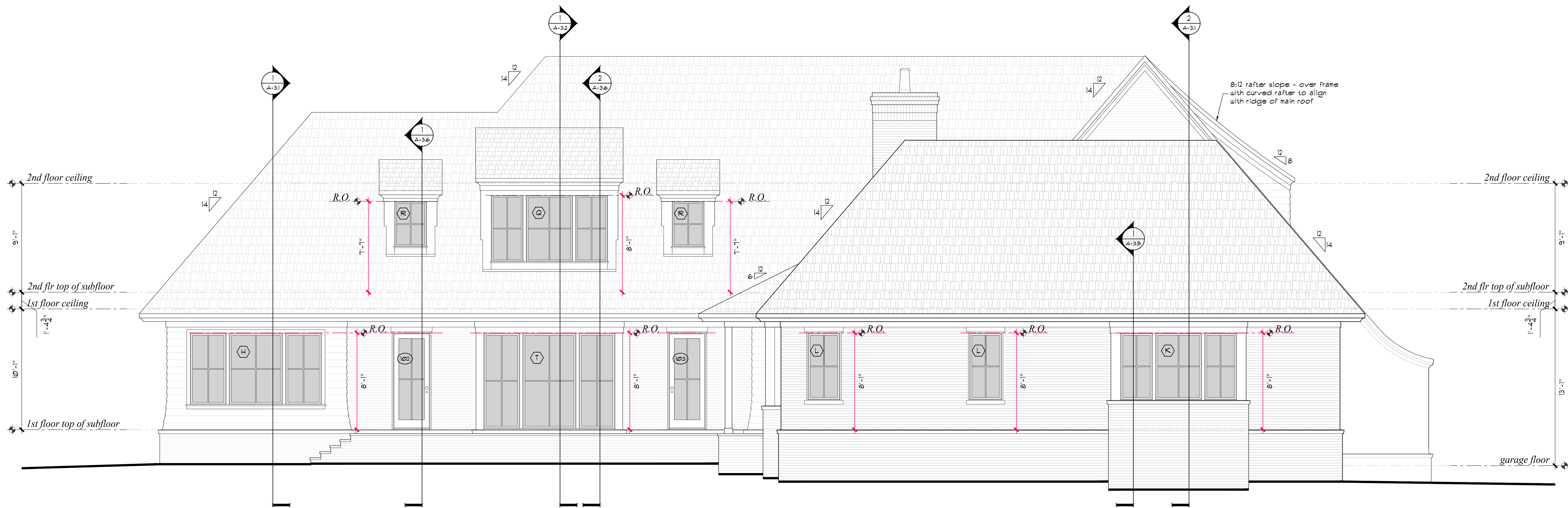


scale: 1/4" = 1'-0"



front elevation

scale: 1/4" = 1'-0"



rear elevation

scale: 1/4" = 1'-0"

Prepared for:
Jeremy Lyons

Project Location:
170 Haverford Ave
Nashville, TN 37205

Revisions:

#	Date	Description

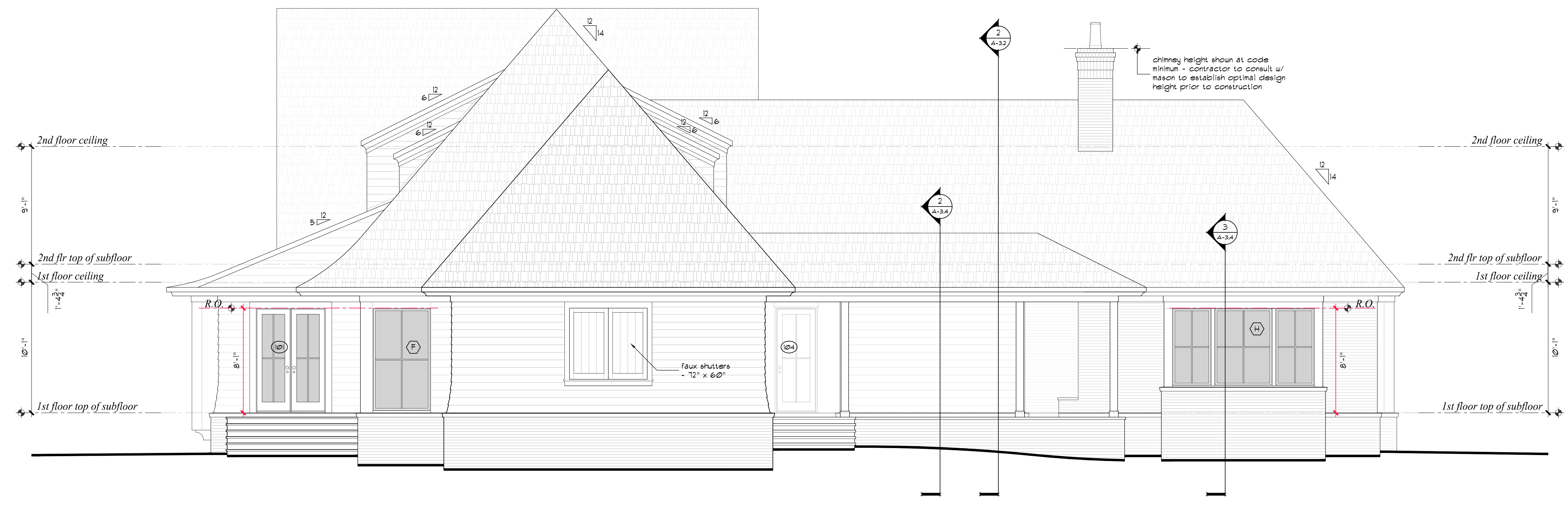


Prepared for:
Jeremy Lyons

Project Location:
170 Haverford Ave
Nashville, TN 37205

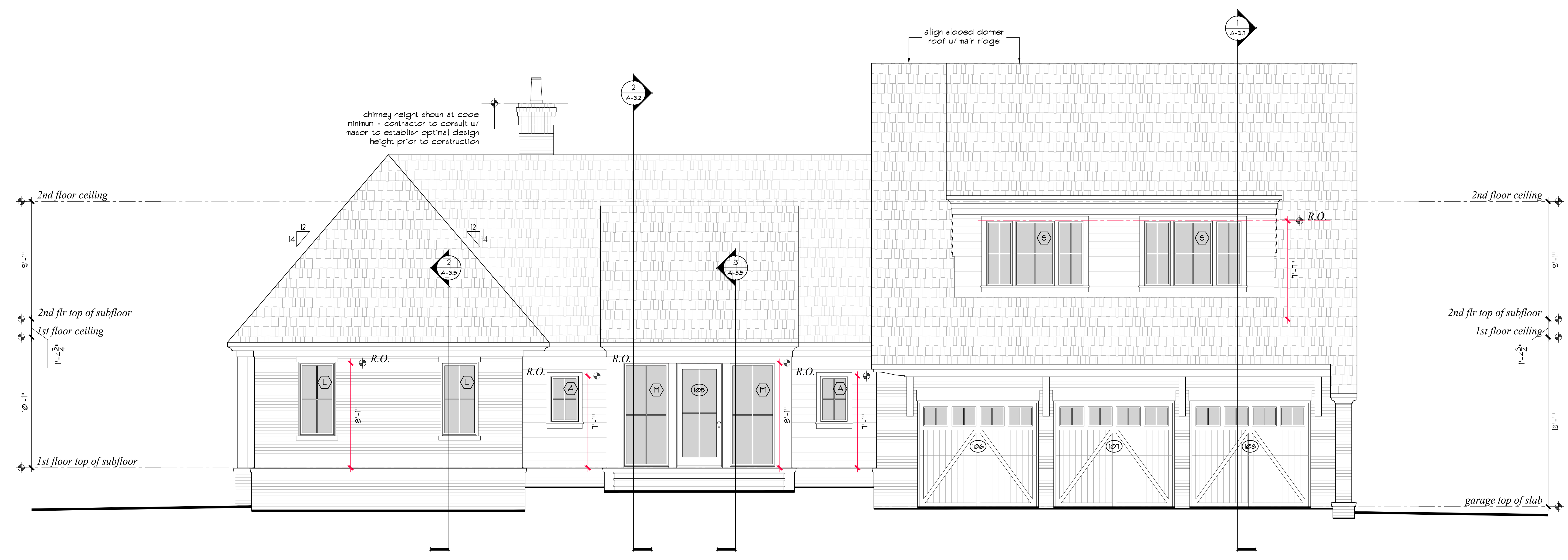
Revisions:

#	Date	Description



right side elevation

scale: 1/4" = 1'-0"



left side elevation

scale: 1/4" = 1'-0"

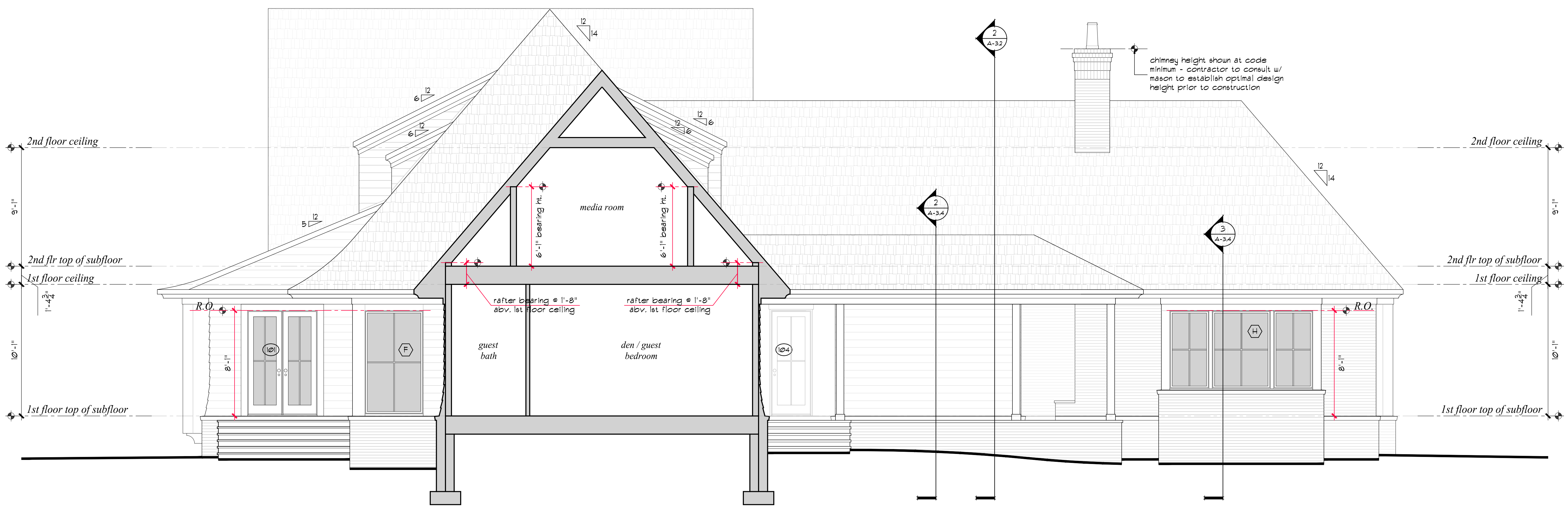


Prepared for:
Jeremy Lyons

Project Location:
170 Haverford Ave
Nashville, TN 37205

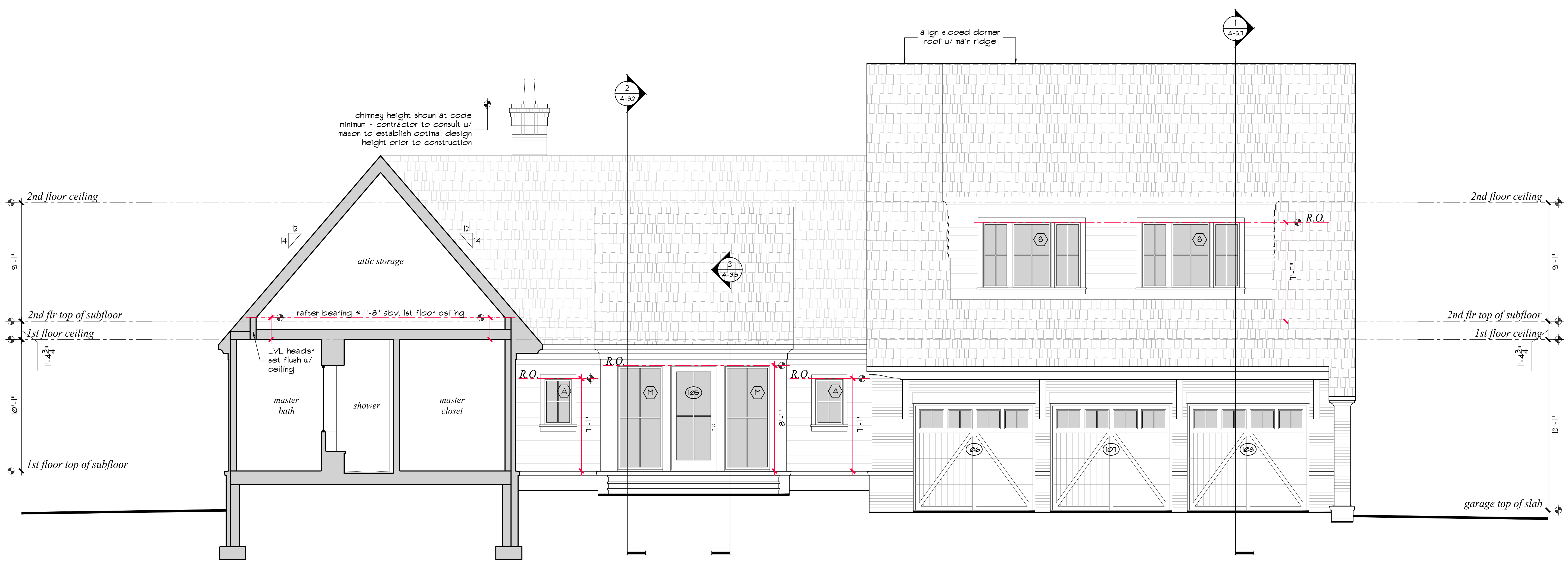
Revisions:

#	Date	Description



1 building section

scale: 1/4" = 1'-0"



2 building section

scale: 1/4" = 1'-0"

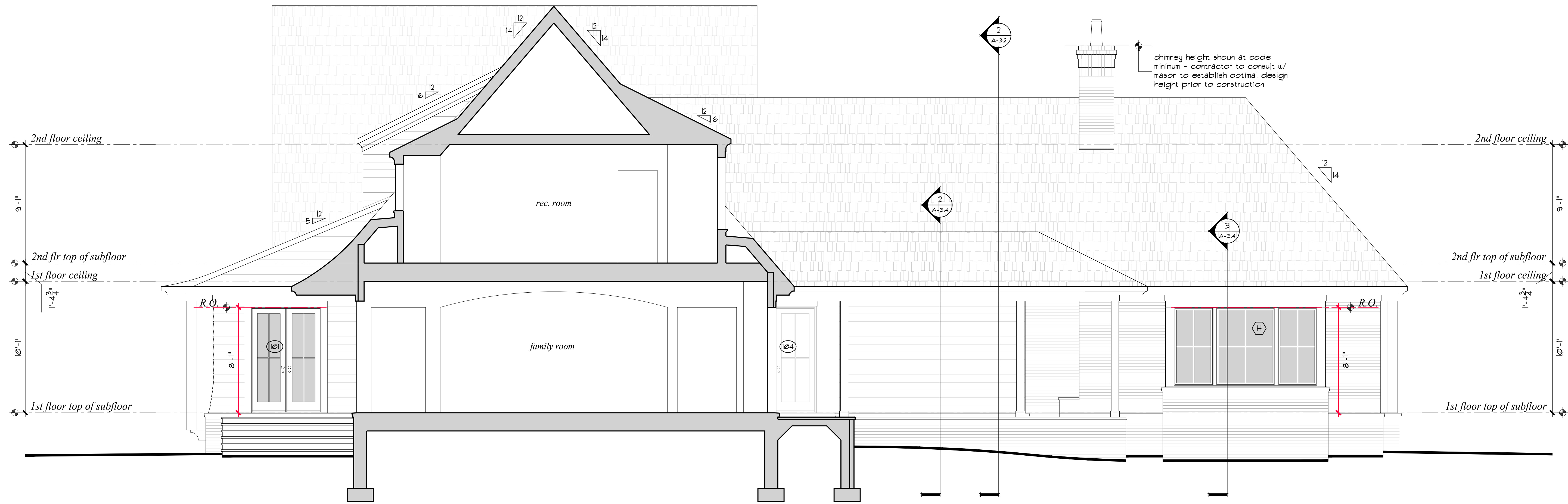


Prepared for:
Jeremy Lyons

Project Location:
170 Haverford Ave
Nashville, TN 37205

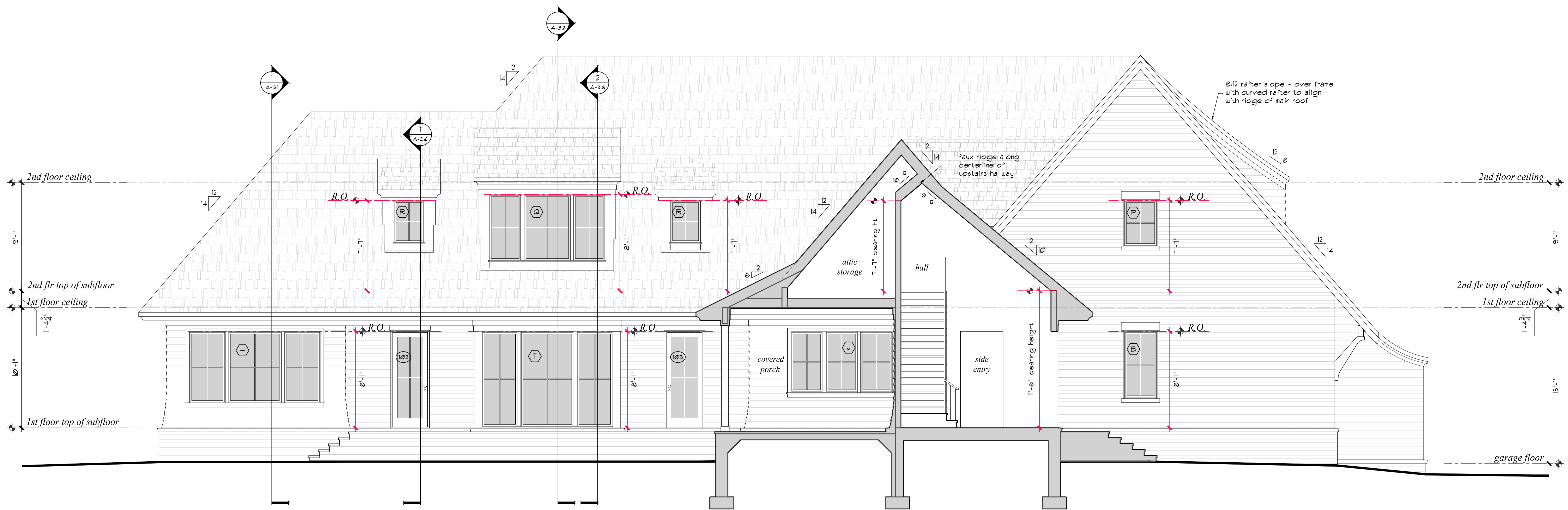
Revisions:

#	Date	Description



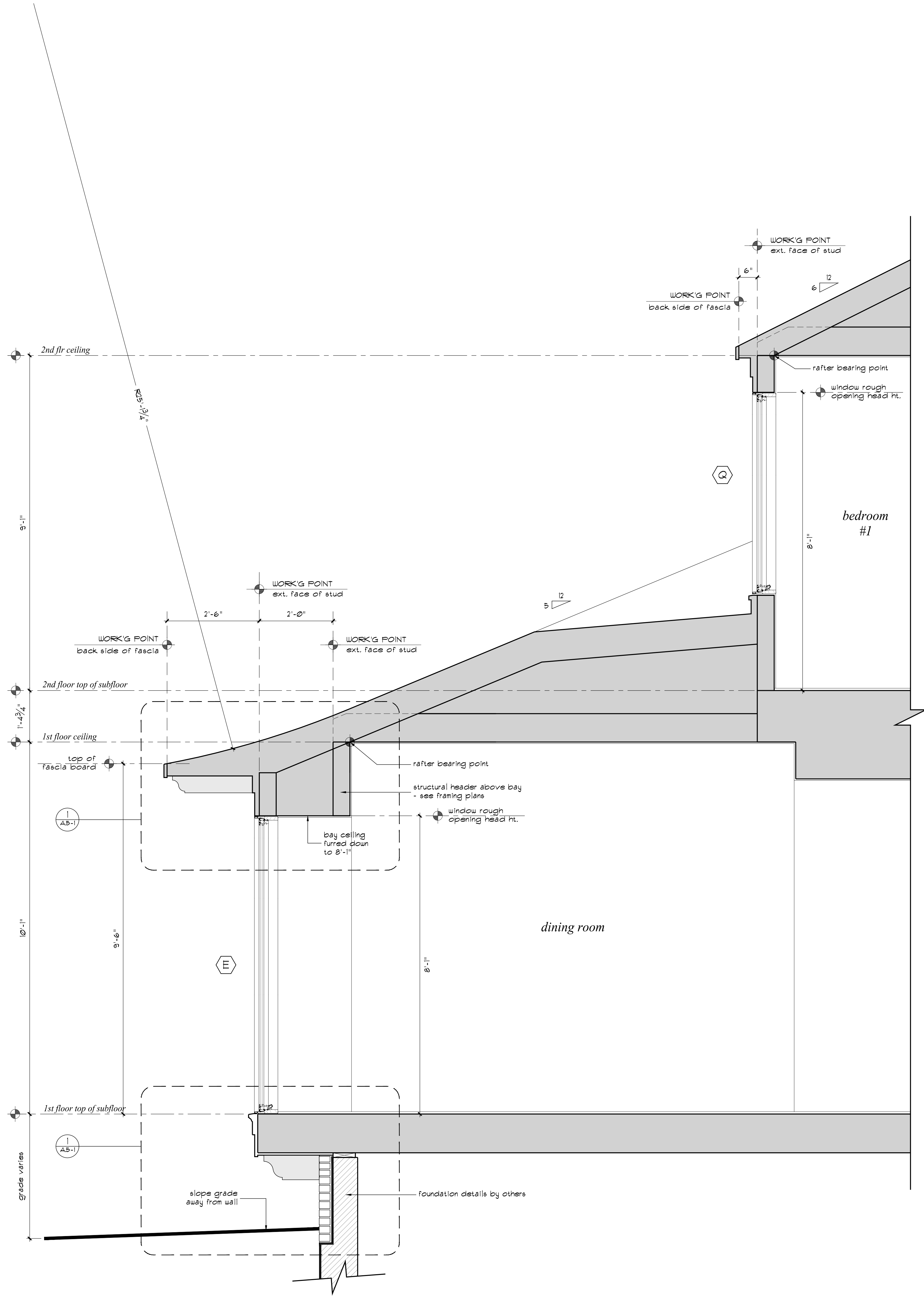
1 building section

scale: 1/4" = 1'-0"



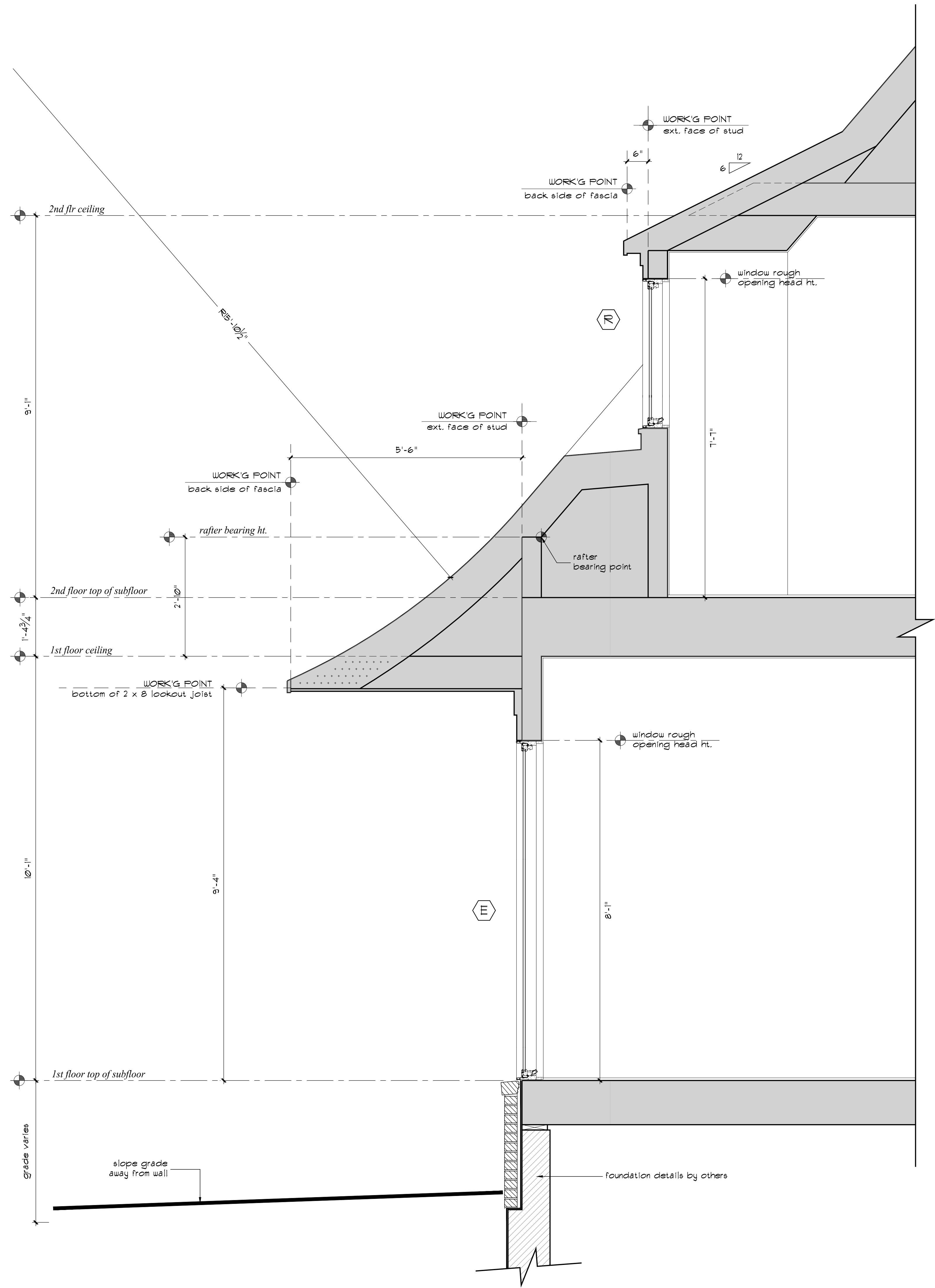
2 building section

scale: 1/4" = 1'-0"



1 wall section @ dining room and dormer above

scale: 3/4" = 1'-0" 0 4" 8" 16"



2 wall section @ family room front windows

scale: 3/4" = 1'-0" 0 4" 8" 16"

wall sections

170 Haverford Ave
NASHVILLE
TENNESSEE



Prepared for:
Jeremy Lyons

Project Location:
170 Haverford Ave
Nashville, TN 37205

Revisions:

#	Date	Description

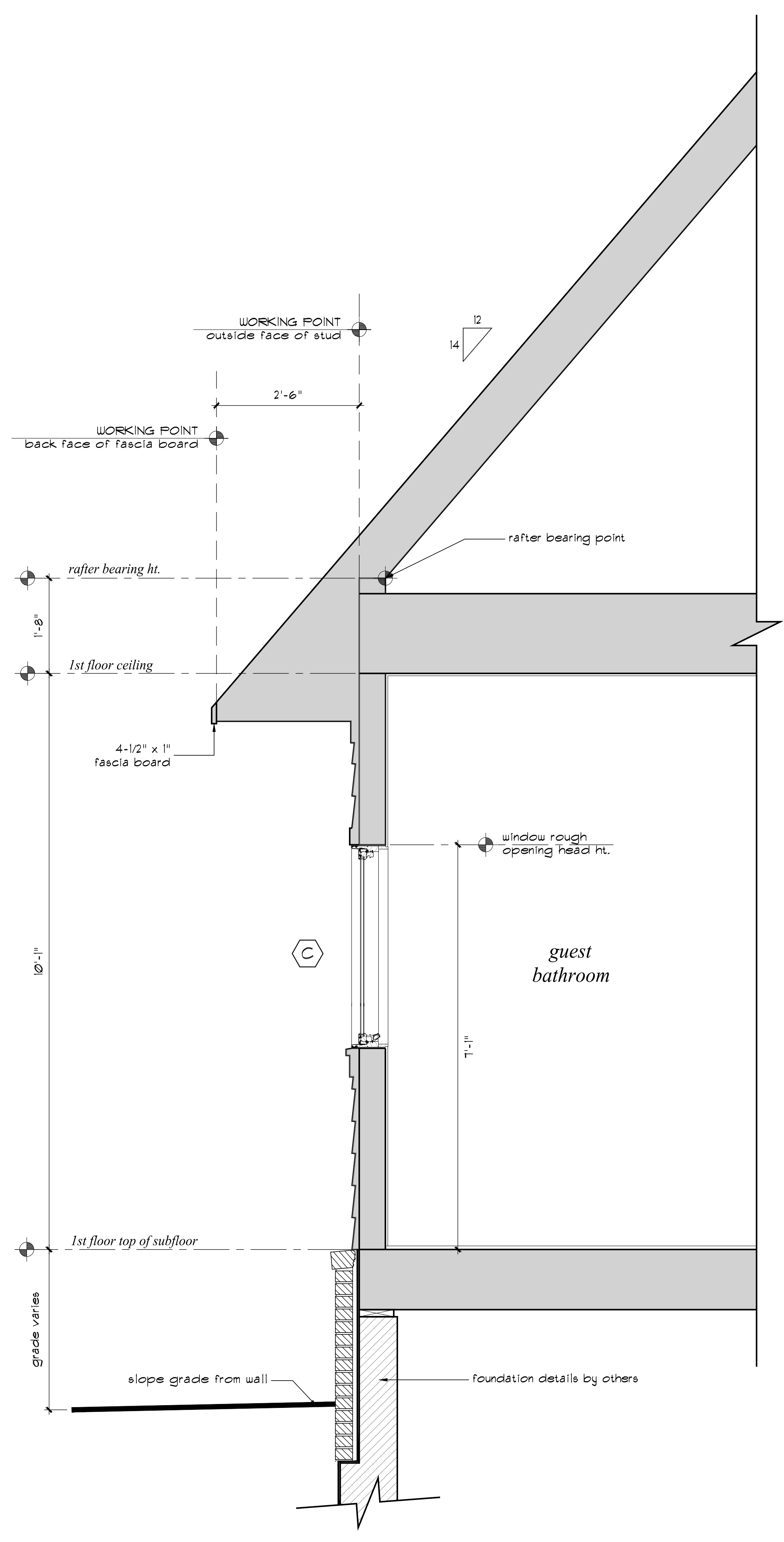


Prepared for:
Jeremy Lyons

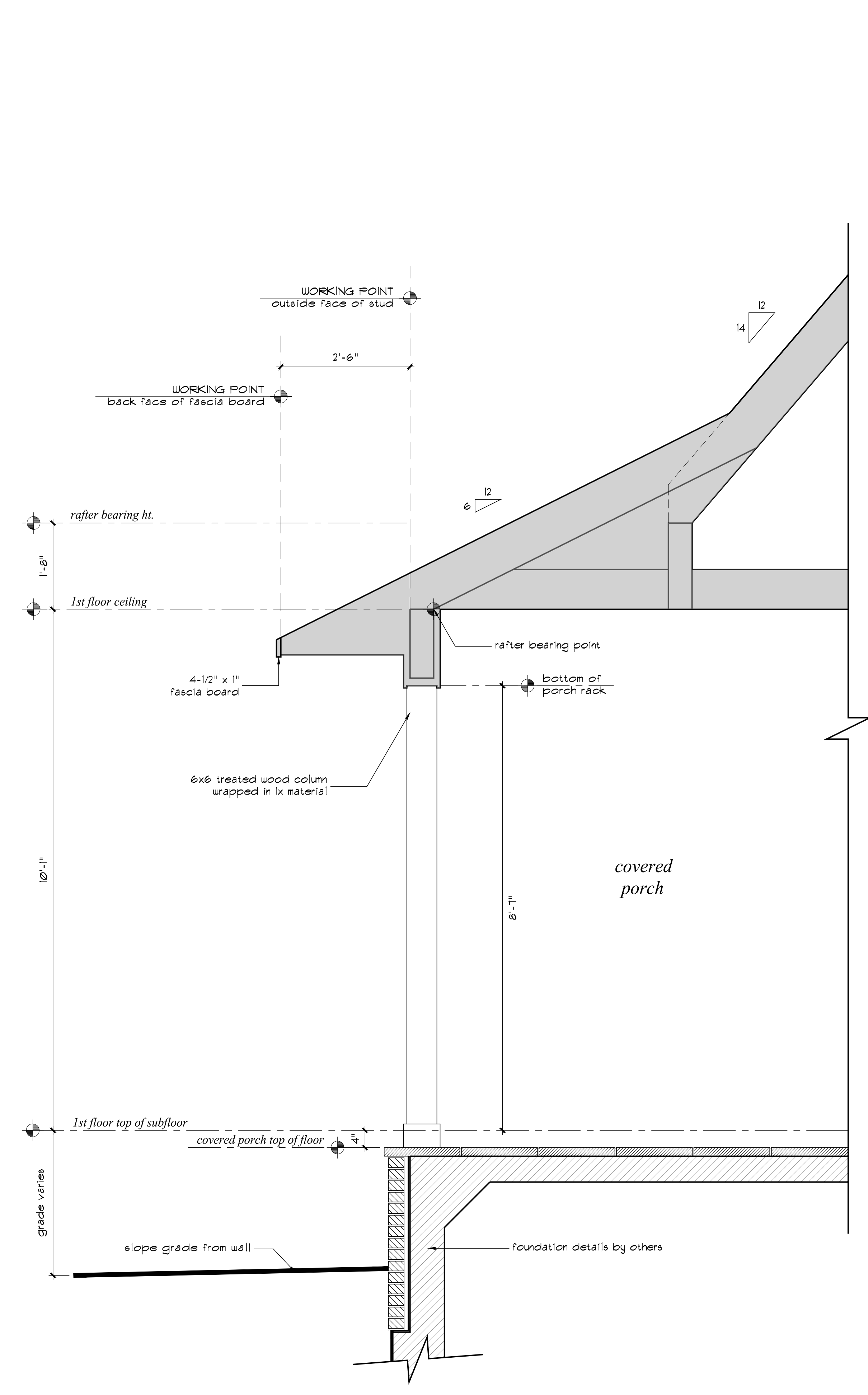
Project Location:
170 Haverford Ave
Nashville, TN 37205

Revisions:

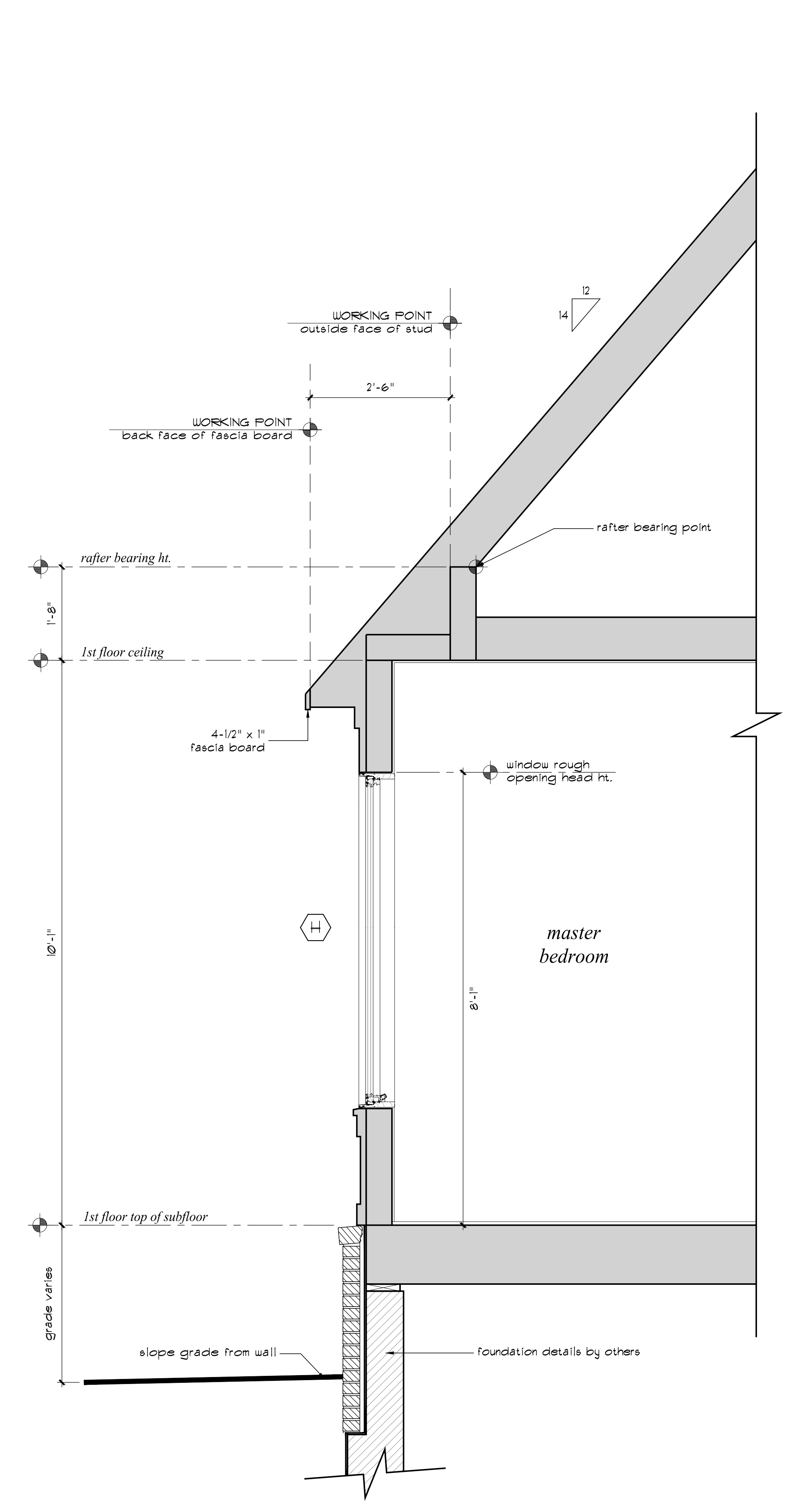
#	Date	Description



1 wall section @ guest bathroom window
 scale: 3/4" = 1'-0"
 0 4" 8" 16"



2 wall section @ covered porch
 scale: 3/4" = 1'-0"
 0 4" 8" 16"



3 wall section @ master bedroom bay
 scale: 3/4" = 1'-0"
 0 4" 8" 16"

wall sections

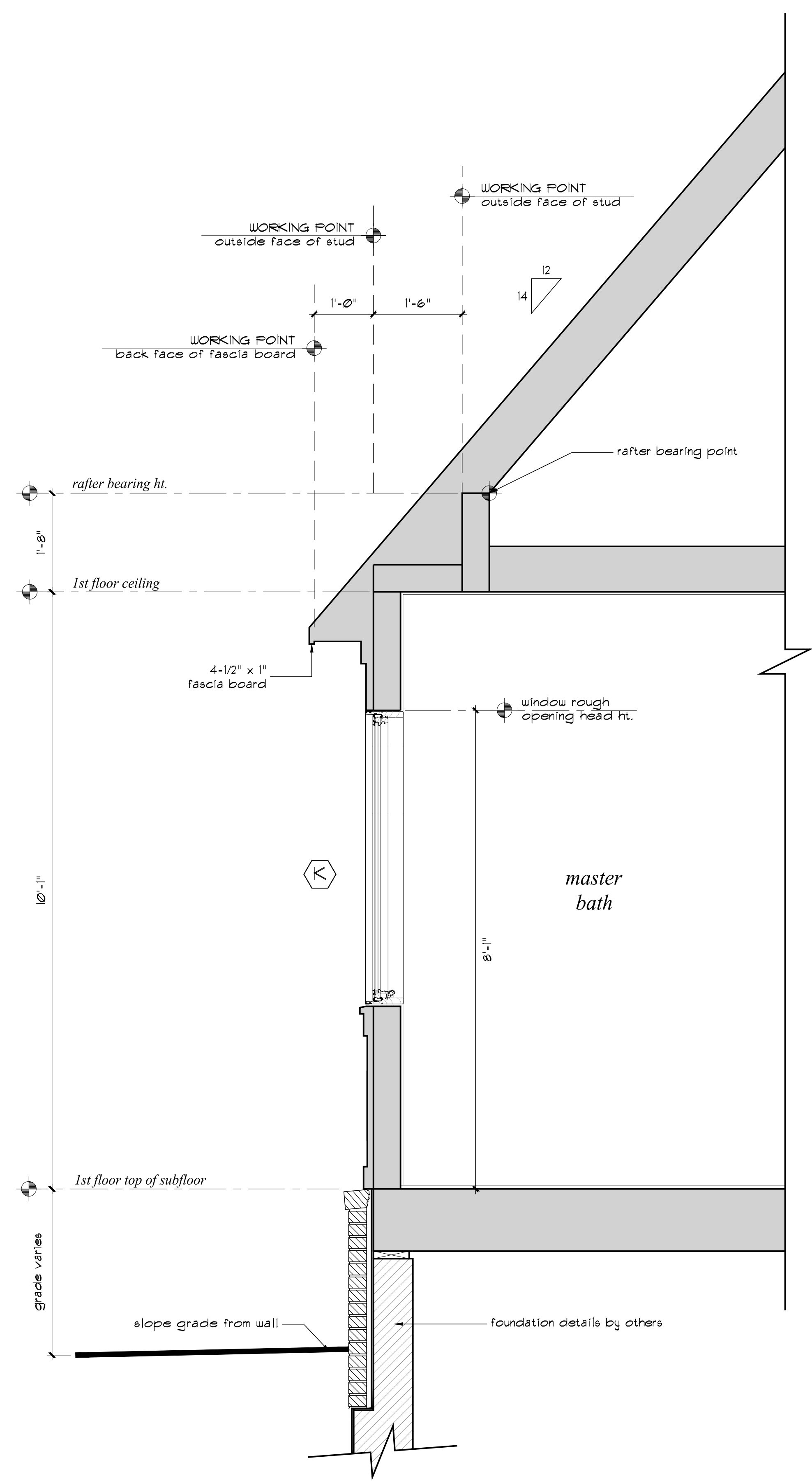


Prepared for:
Jeremy Lyons

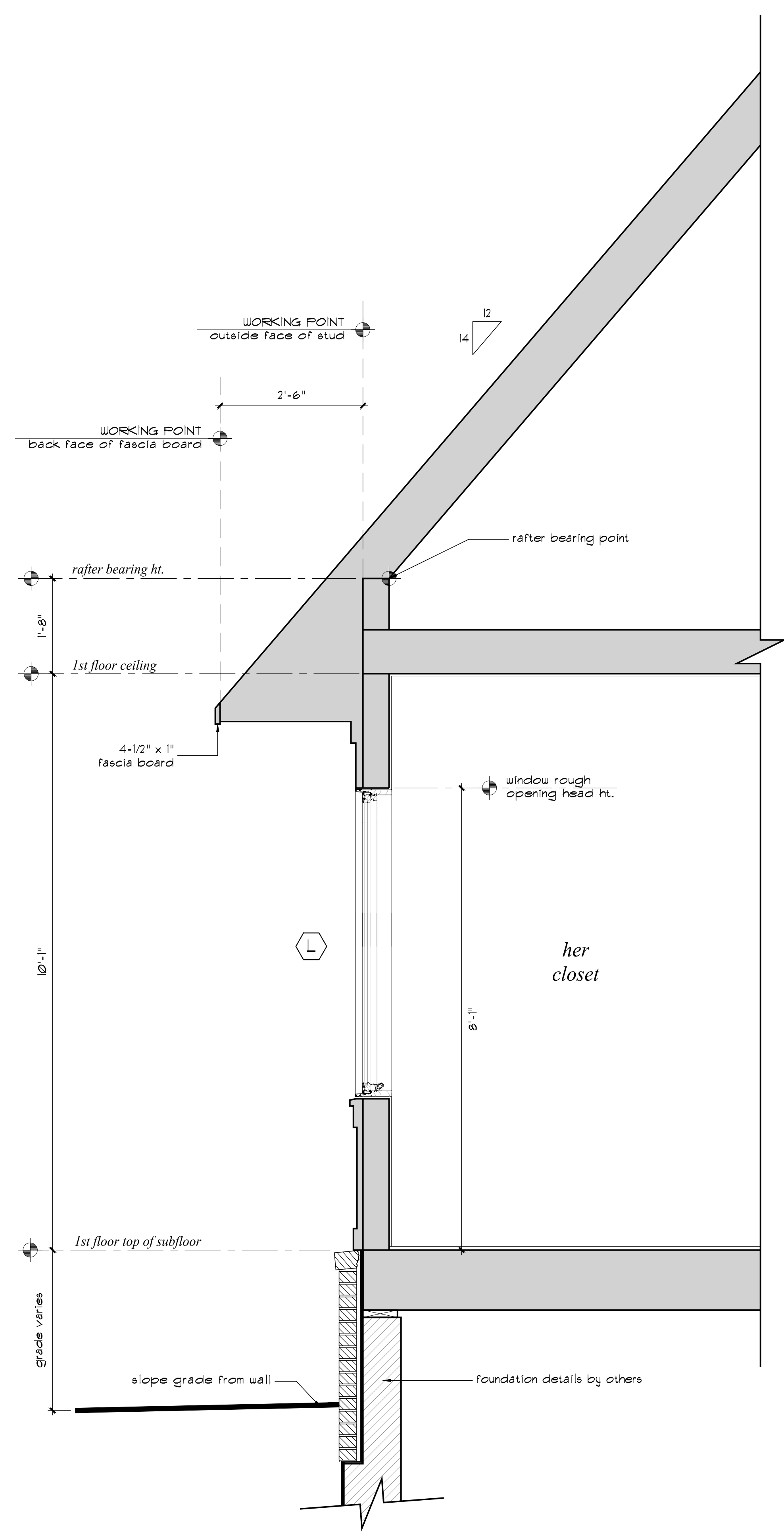
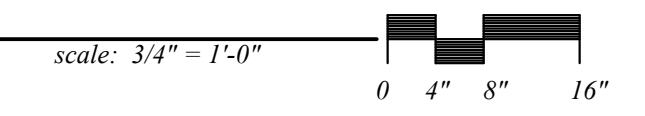
Project Location:
170 Haverford Ave
Nashville, TN 37205

Revisions:

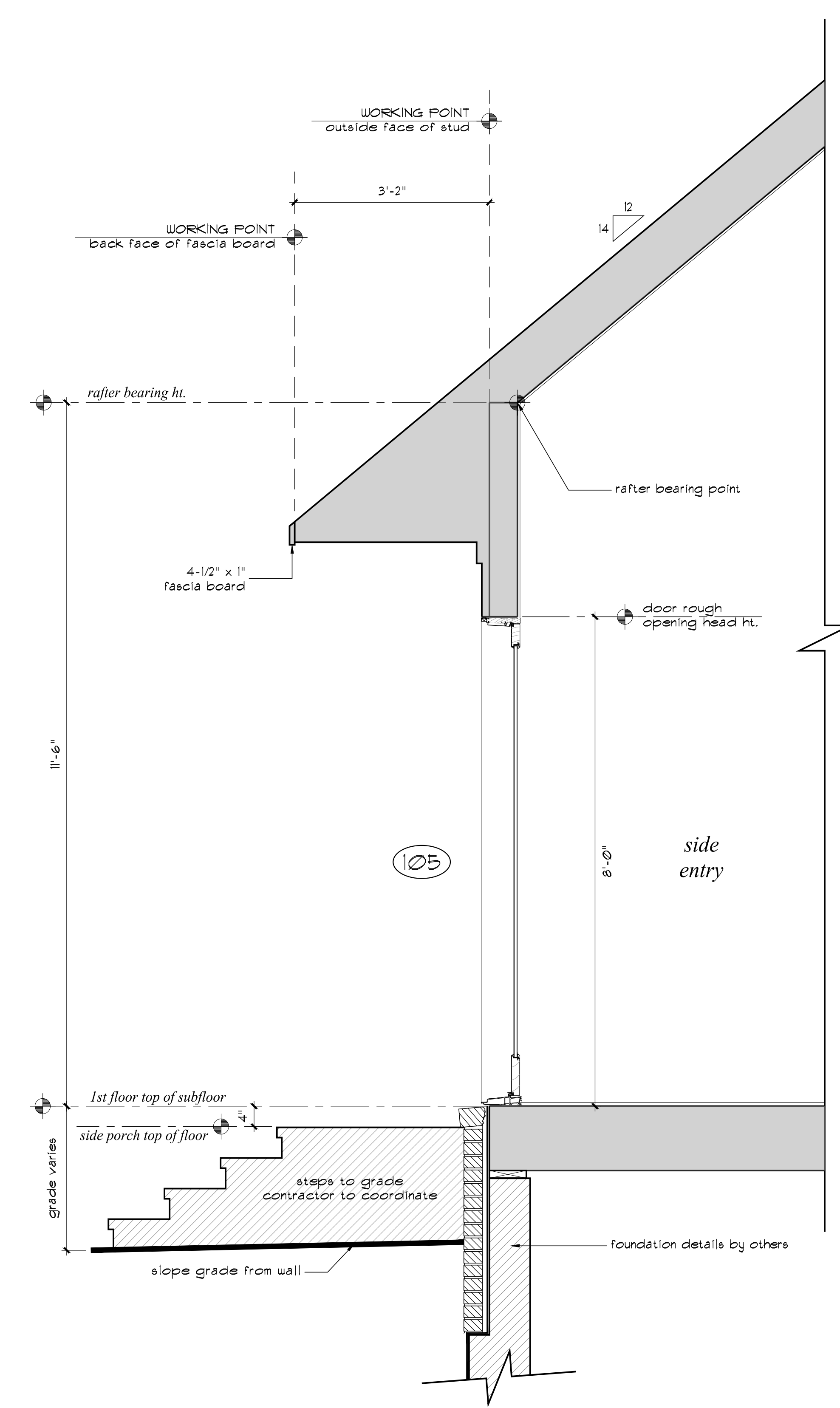
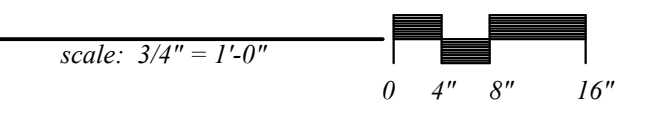
#	Date	Description



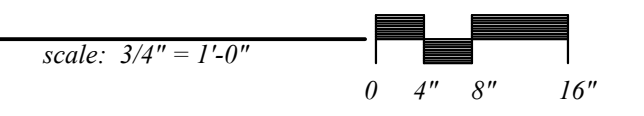
1 wall section @ master bathroom bay



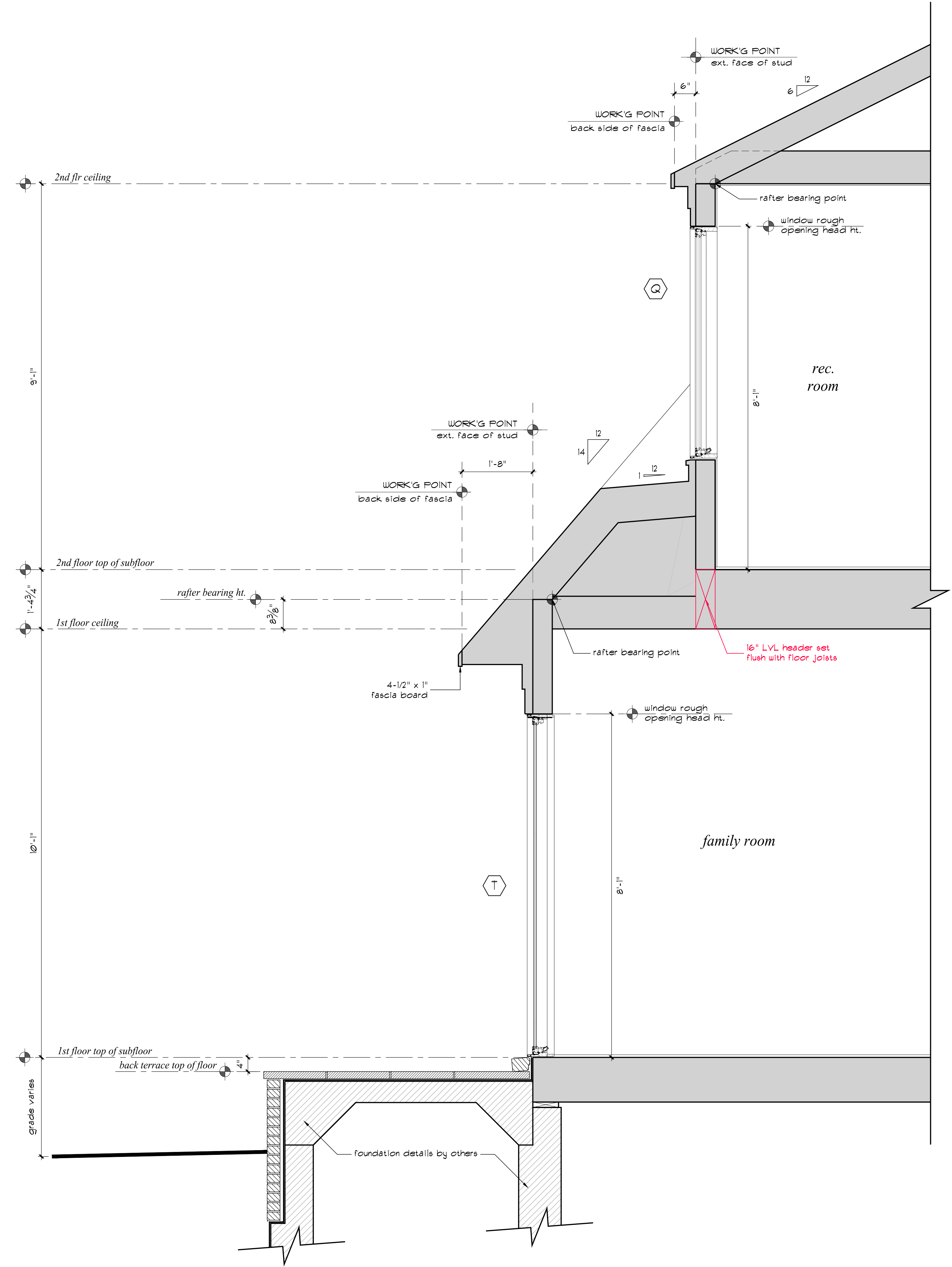
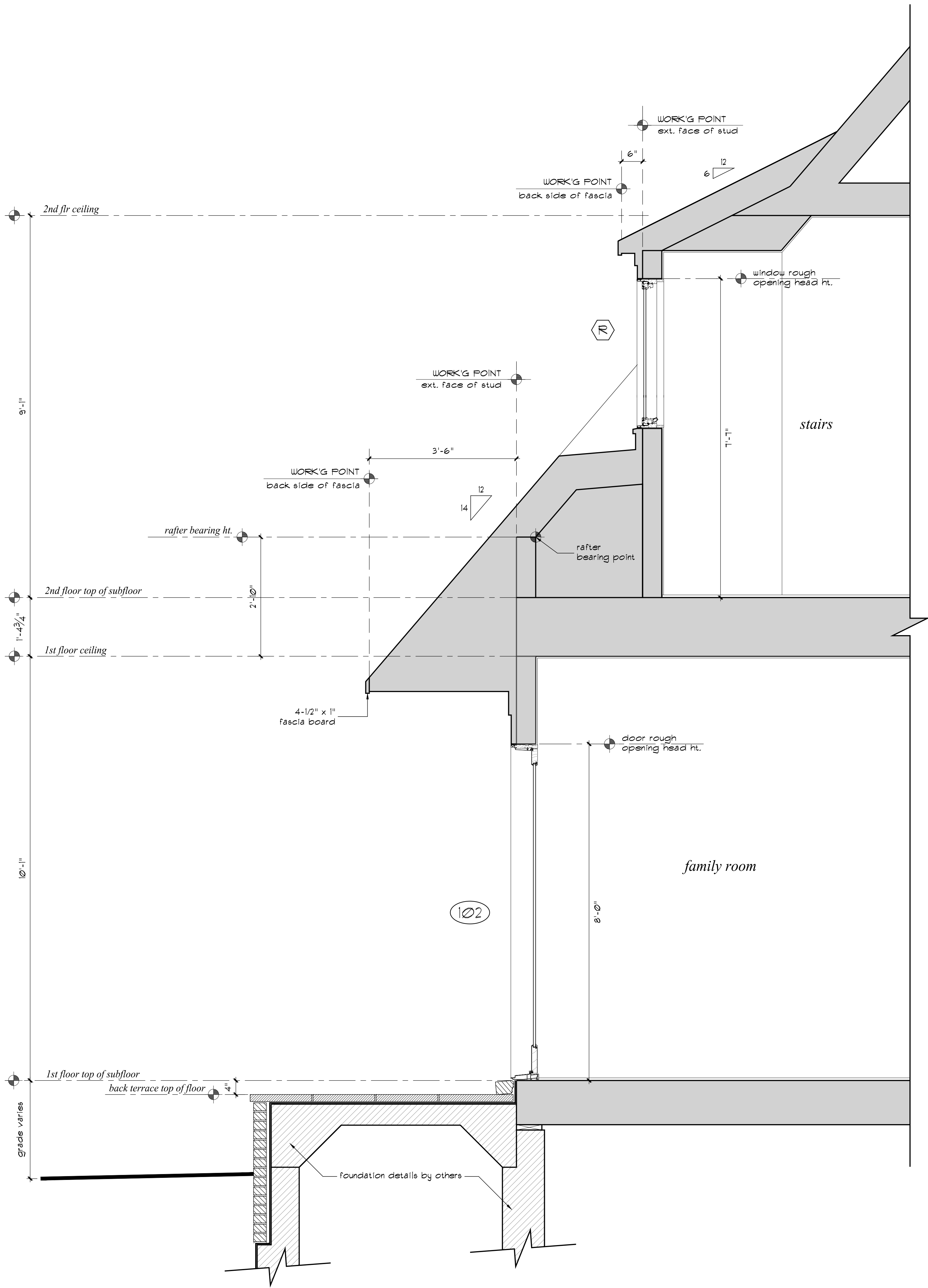
2 wall section @ her closet window



3 wall section @ side entry door



wall sections



1 wall section @ family room exterior door and dormer above

scale: 3/4" = 1'-0"
0 4" 8" 16"

2 wall section @ family room back window bay and dormer above

scale: 3/4" = 1'-0"
0 4" 8" 16"

wall sections

170 Haverford Ave
NASHVILLE
TENNESSEE



Prepared for:
Jeremy Lyons

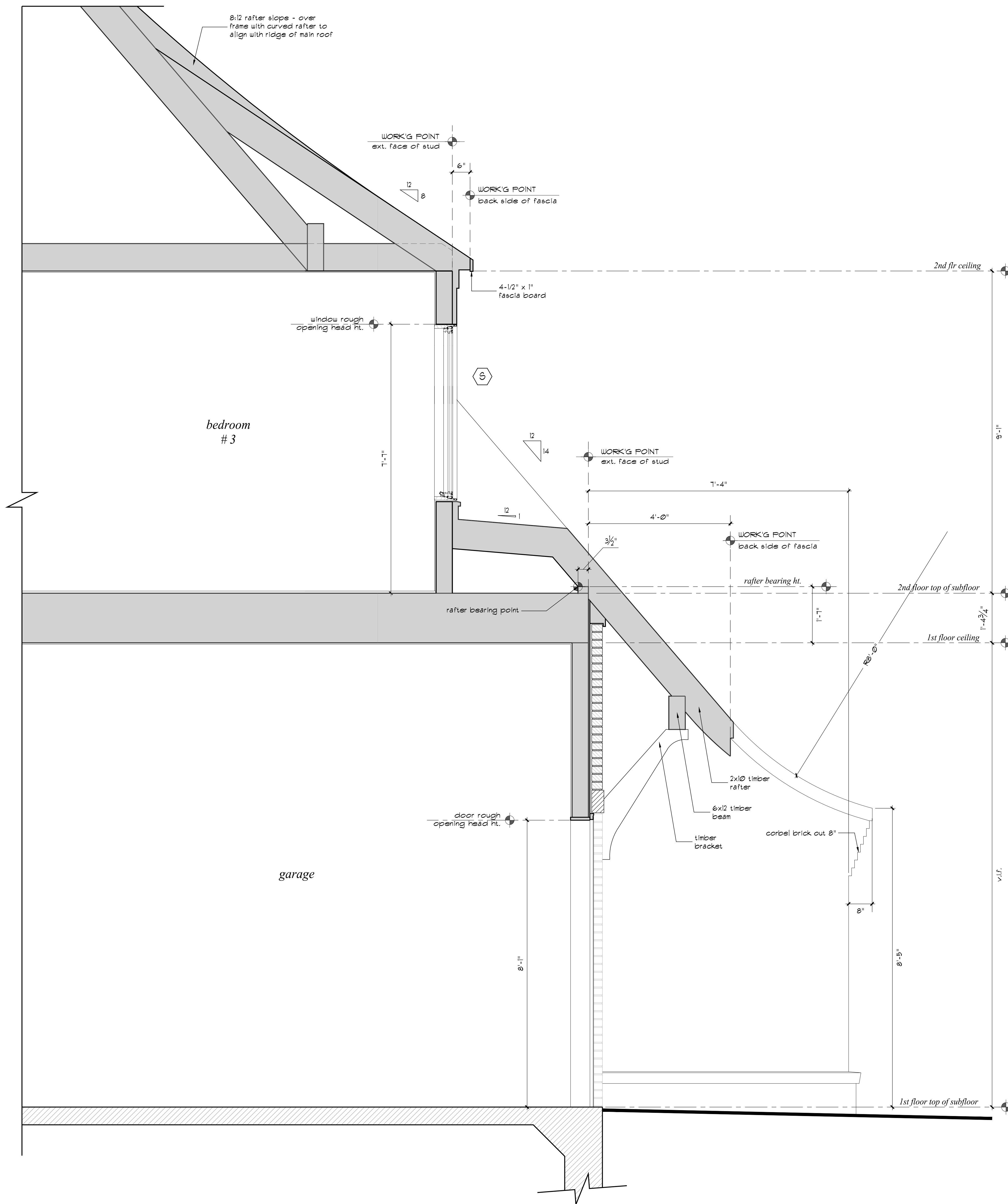
Project Location:
170 Haverford Ave
Nashville, TN 37205

Revisions:

#	Date	Description

A.3-6

DATE: 5-20-2021



1 wall section @ garage door and dormer above

scale: 3/4" = 1'-0"
 0 4" 8" 16"

170 Haverford Ave
 NASHVILLE
 TENNESSEE

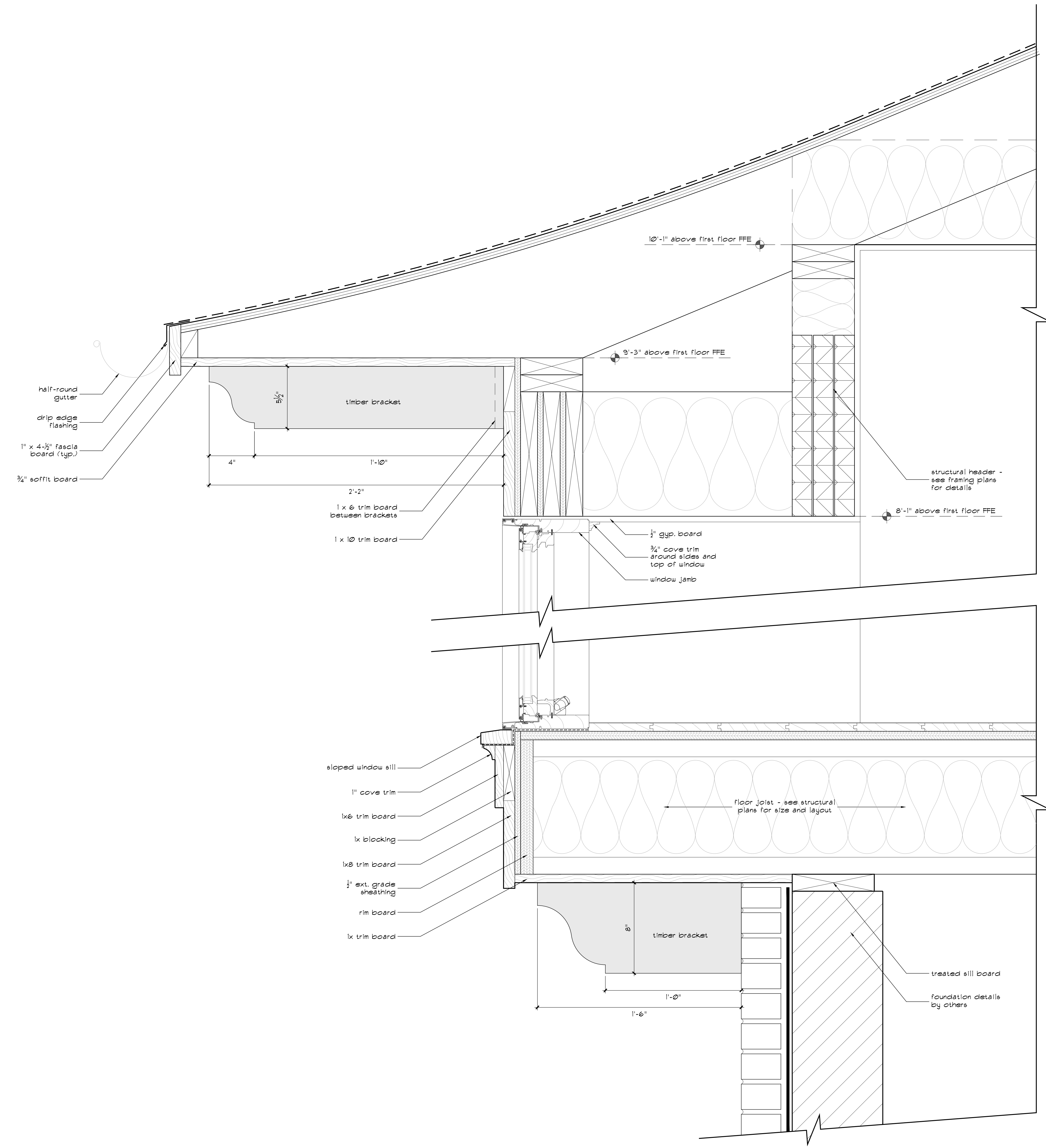


Prepared for:
 Jeremy Lyons

Project Location:
 170 Haverford Ave
 Nashville, TN 37205

Revisions:

#	Date	Description



Prepared for:
Jeremy Lyons

Project Location:
170 Haverford Ave
Nashville, TN 37205

Revisions:

#	Date	Description

1 detail

scale: 3/8" = 1'-0"

enlarged details

A.5-1

DATE: 4-17-2021