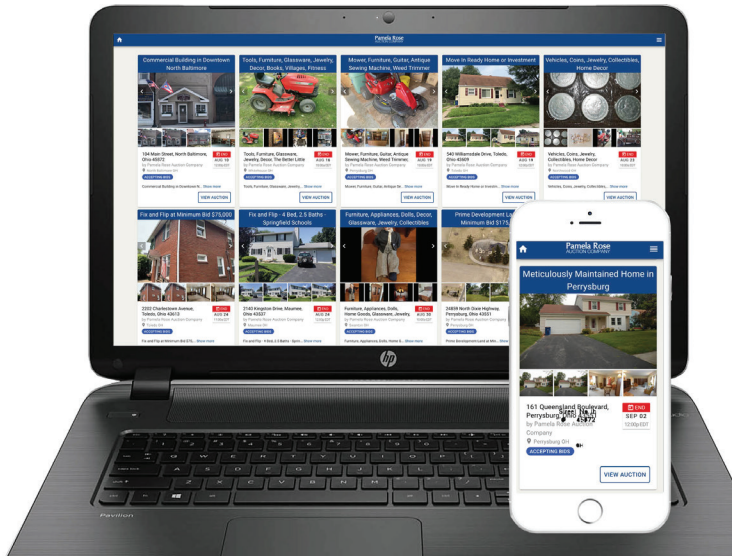


Welcome To The Pamela Rose Auction Co. ONLINE BIDDING PLATFORM!



Welcome to our bidding platform!

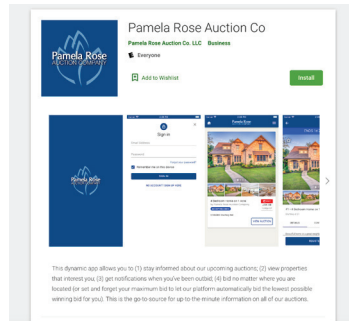
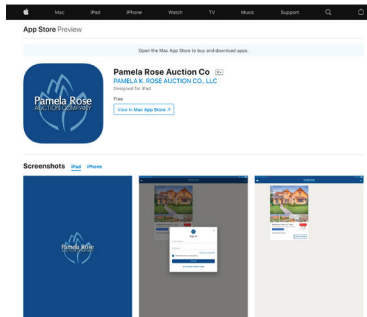
We are excited about our mobile site for bidding on our Auctions!

All bidders (new and previous) will need to create an account and then register to bid.

Instructions for creating an account (one time registration) can be found below.

HOW TO REGISTER

1. Download the App from the Apple App Store or Google Play online, or go to our website to see the auctions and items that are available to bid on.



2. Navigate to the auction you wish to bid on, click the three white lines (upper right hand corner) and click on the “Sign In” button.

3. From here, you can click on the **“Don’t Have An Account? Sign Up”** link to create a new bidding account. This is also where you can reset your password, and sign in (if you have an existing account) to view the auction.

4. Follow the instructions by entering your first and last name, a valid email address, and a password at least 8 characters long.

5. After reviewing, accept the Terms of Use.

6. Once your bidding account is created with a username and password, you are now able to register for a specific auction. Navigate to the auction you wish to bid on, and click **“REGISTER TO BID.”**

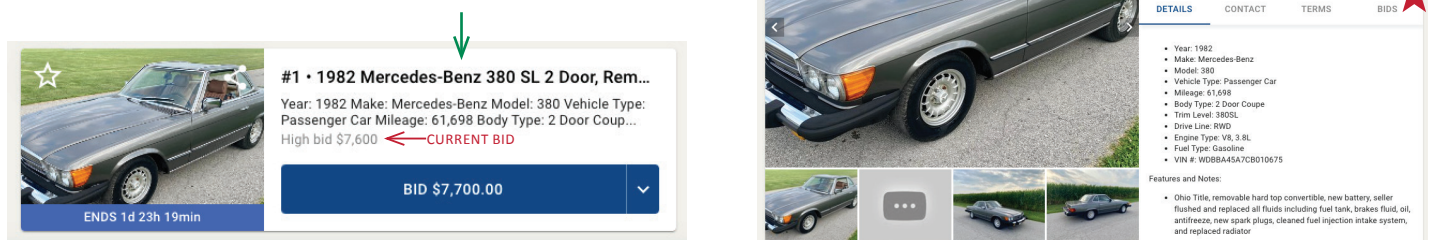
7. Now, enter in your contact information, credit card information (if needed), and click submit.

HOW TO PLACE A BID <https://youtu.be/9tNMDYpl-xg>

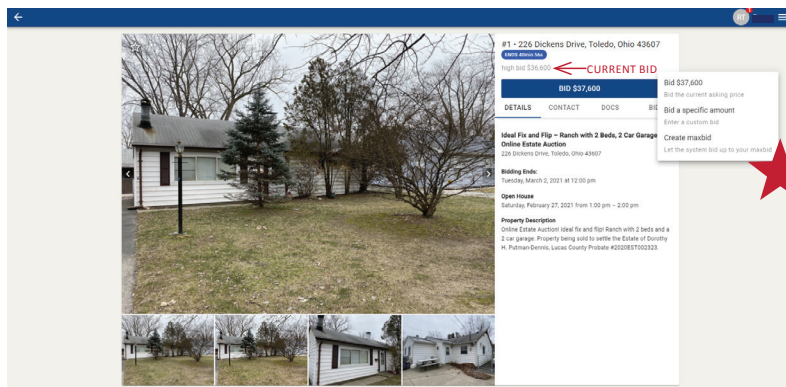
1. Navigate to the auction you wish to bid on, click VIEW AUCTION, then click REGISTER TO BID button.
2. Follow the steps and enter your information. Click Continue.
3. Read the Terms of the Auction, click the box to Agree with the Terms and Conditions, click Continue.
4. Indicate how you heard about the auction. The next screen will indicate you've successfully registered.
5. For Real Estate, you'll receive an email requesting your Proof of Funds. For Contents, your credit card on file will be checked only for a specific dollar amount. Once approved, you may place your bid for the auction.

BIDDER SCREEN

Below is an example of the bidder screen for Contents.



If you click the title (green arrow) the screen to the right will display with more details.



To the left is an example of the bidder screen for a Real Estate Auction.

- A. You can select the current asking price by clicking the blue bid button. Or, you have 1 of 3 ways to bid.
- B. To the right of the blue BID button, click the white drop down arrow. This will give you bidding options.
 1. You can bid the **current amount**.
 2. You can bid a **specific amount**.
 3. You can create a **maxbid**. This will let the system bid up to your maxbid. This feature works well if you are not able to be in front of your computer/phone during the auction.

The winning bidder for Real Estate will be contacted by the Auction Manager. They will assist in contract signing and coordination of wire transfer or drop off of the Earnest Money deposit.

A winning bidder for Contents will be contacted if there is an issue with the credit card on file for payment once the auction has concluded or if the item(s) purchased has a separate removal time.

If you have any questions, feel free to contact our office at 419-865-1224.