



Caring for You and Your Farm®

**Nebraska Focused
Landowner Educational
Webinar**



www.Hertz.ag



Grain Markets

Speaker:

Jim Rebhuhn

VP and Office Manager Mt. Vernon, IA

Contact@Hertz.ag

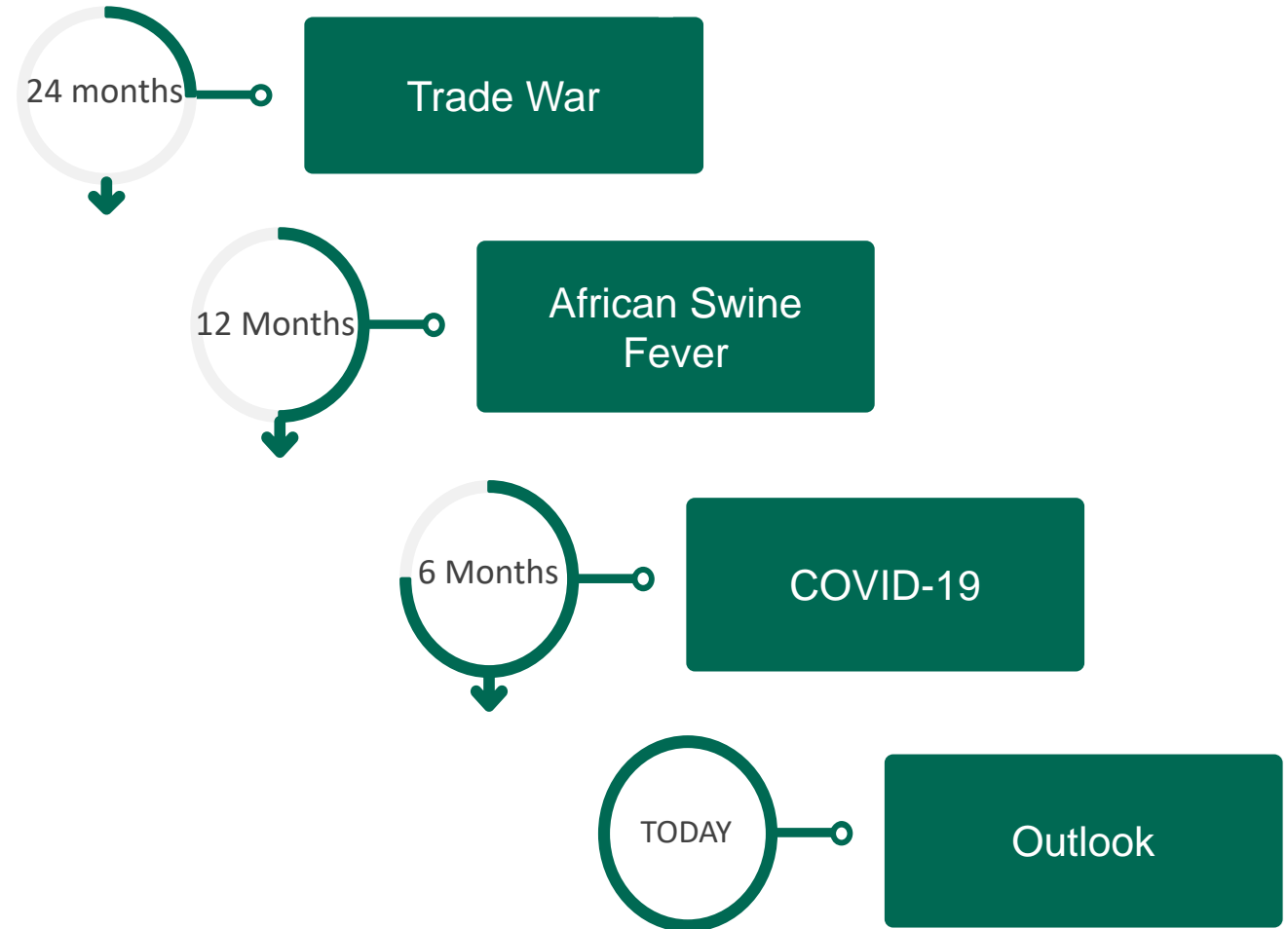


Grain Markets

How did we get here?

What factors are affecting commodity prices today?

What do we see in the future?



Corn Prices

| | Jan - Mar | Apr – Jun | Jul - Sep | Oct - Dec |
|------|-----------|-----------|-----------|-----------|
| 2018 | \$3.33 | \$3.54 | \$3.32 | \$3.44 |
| 2019 | \$3.54 | \$3.68 | \$3.91 | \$3.71 |
| 2020 | \$3.72 | \$3.23 | | |

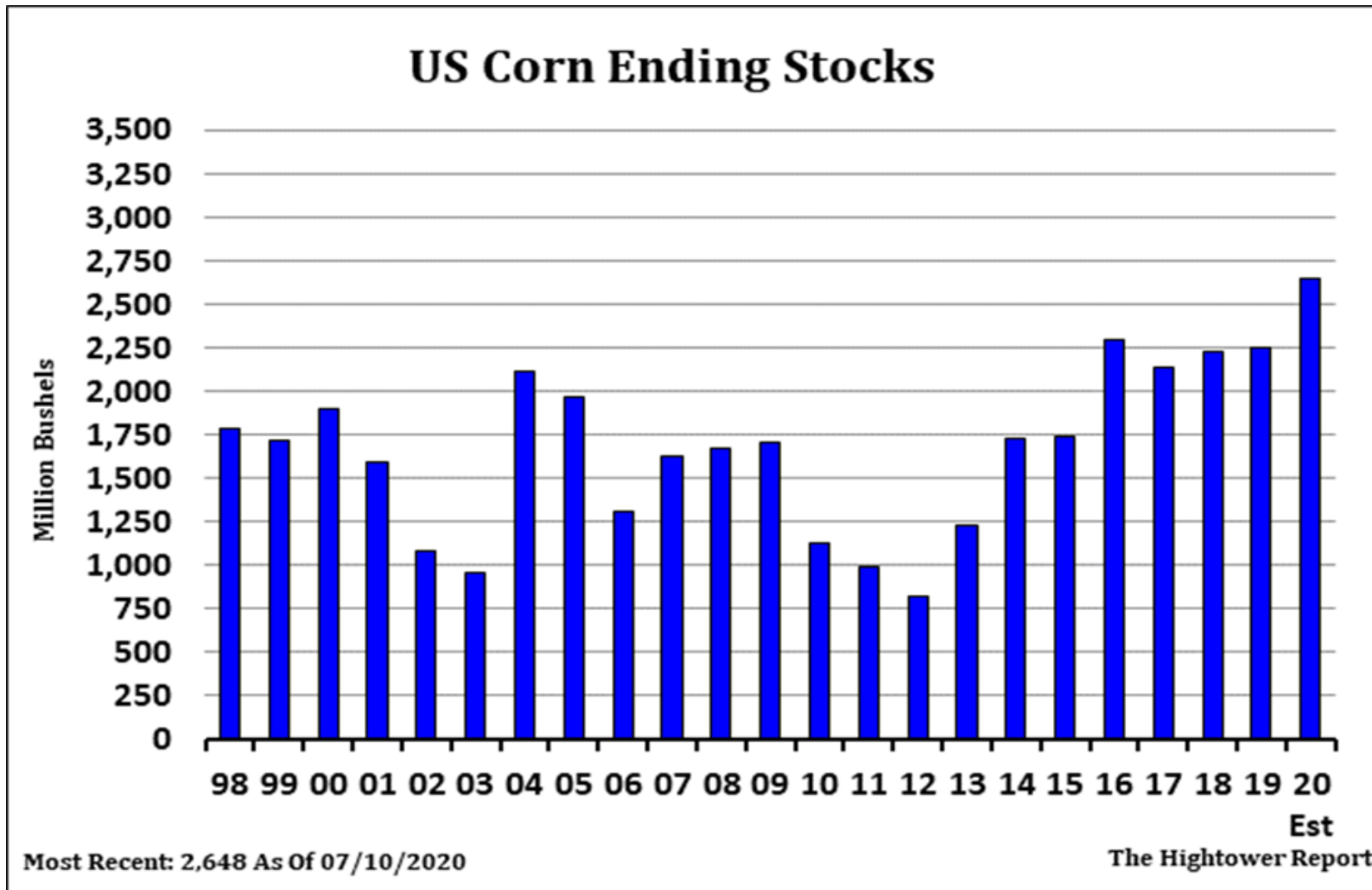


Source: Prices from Ag Decision Maker

www.Hertz.ag



U.S. Corn Ending Stocks



Source: CME Group

www.Hertz.ag

Graphics credit to Slidesgo/Freepik <https://slidesgo.com>



Soybean Prices

| | Jan - Mar | Apr – Jun | Jul - Sep | Oct - Dec |
|------|-----------|-----------|-----------|-----------|
| 2018 | \$9.38 | \$9.61 | \$8.65 | \$8.54 |
| 2019 | \$8.48 | \$8.14 | \$8.27 | \$8.56 |
| 2020 | \$8.57 | \$8.40 | | |

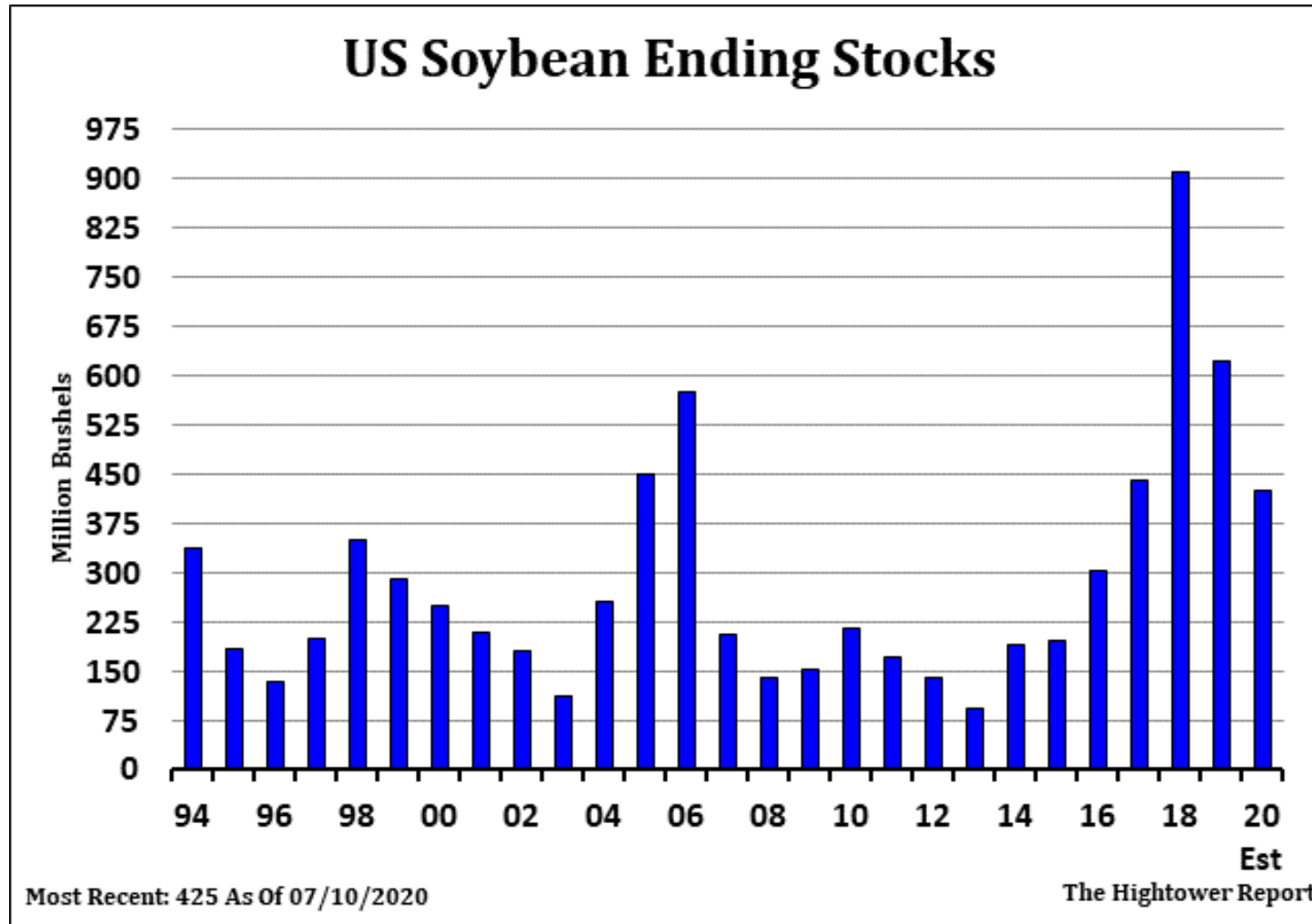


Source: Prices from Ag Decision Maker

www.Hertz.ag



U.S. Soybean Ending Stocks



Source: CME Group

www.Hertz.ag

Graphics credit to Slidesgo/Freepik <https://slidesgo.com>



Farmland Leases

Speaker:

Jeff Troendle

President of Hertz Farm Management

Contact@Hertz.ag



Where are rents headed?

Average Cash Rents by State

| <u>Year</u> | <u>Illinois</u> | <u>Iowa</u> | <u>Minnesota*</u> | <u>Nebraska **</u> |
|-------------|-----------------|-------------|-------------------|--------------------|
| 2020 | 260 | 222 | 189 | 225 |
| 2019 | 263 | 219 | 181 | 225 |
| 2018 | 260 | 222 | 192 | 210 |
| 2017 | 260 | 219 | 198 | 220 |
| 2016 | 283 | 230 | 213 | 234 |
| 2015 | 295 | 246 | 236 | 247 |
| 2014 | 323 | 260 | 248 | 260 |
| 2013 | 339 | 270 | 246 | 280 |
| 2012 | 331 | 252 | 224 | 270 |
| 2011 | 271 | 214 | 188 | 228 |

****Average for Irrigated cropland**

***Average for Southwest Region**

**Sources: Iowa State University, University of Minnesota,
University of Nebraska, and ISPFMRA**



Lease Termination Deadlines:

| | |
|------------------|--|
| Iowa | September 1 st |
| Illinois | November 1 st |
| Indiana | <u>Oral lease</u> : 3 months prior to end of lease <u>Written lease</u> : 3 months prior to end of lease or as specified in the lease |
| Minnesota | Same as Indiana |
| Missouri | 60 days prior to end of lease |
| Nebraska | <u>Oral lease</u> : September 1 st <u>Written lease</u> : September 1 st or as specified in the lease |
| Wisconsin | October 1 st |



Farmland Values

Speaker:

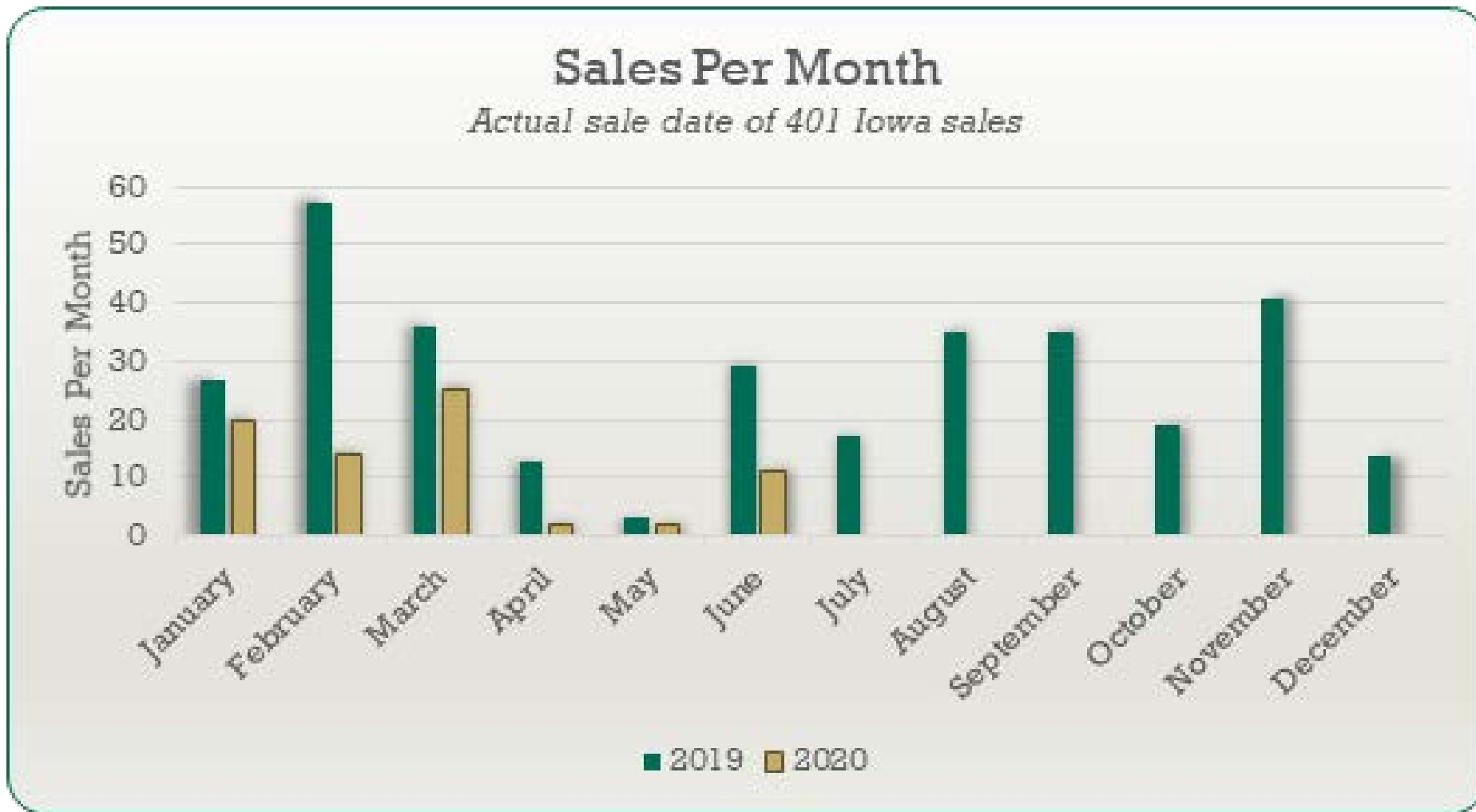
Doug Hensley

President of Hertz Real Estate

Contact@Hertz.ag



Iowa Sales Volume – 2020 vs 2019



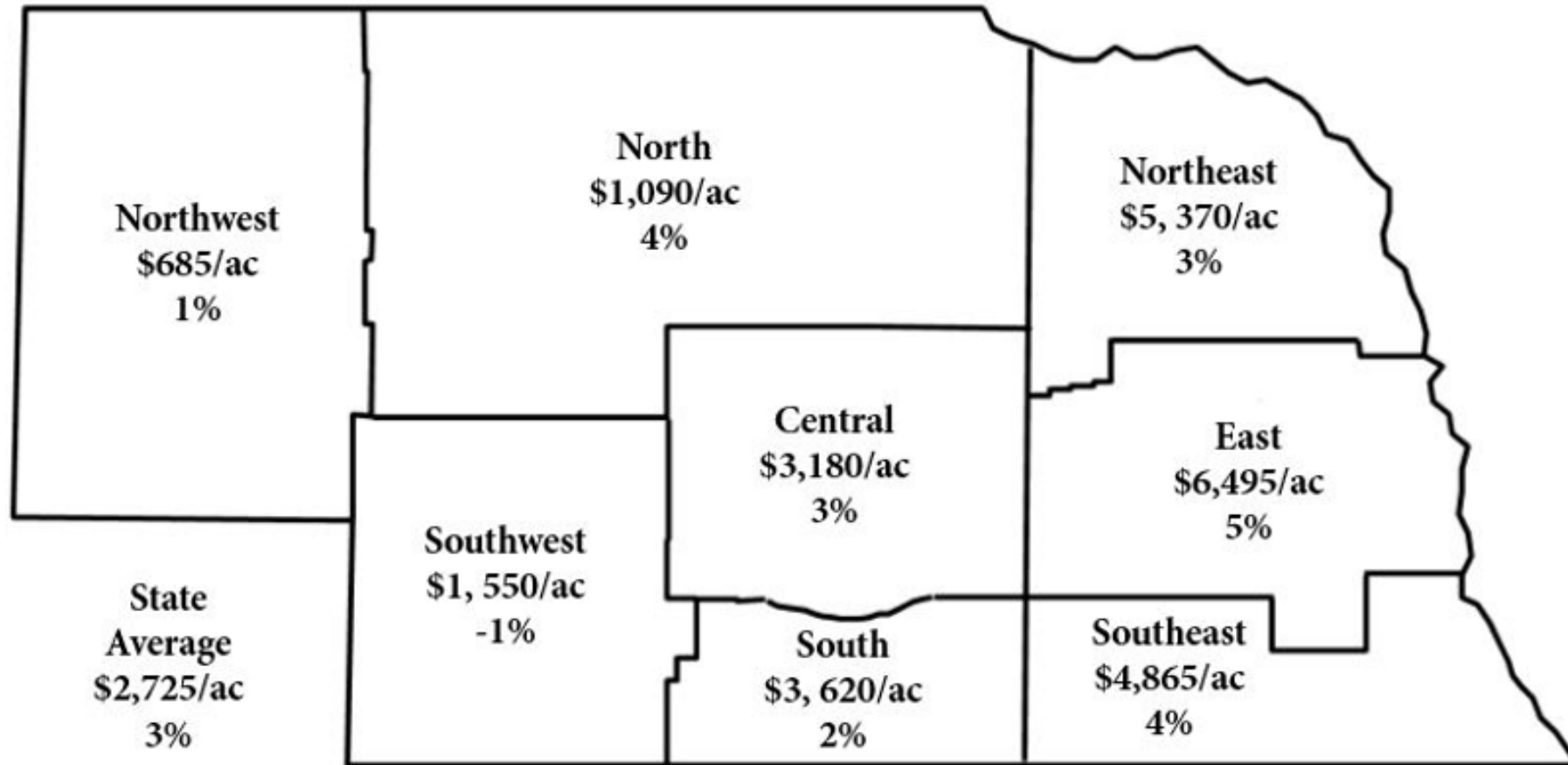
Source: Analysis completed by Hertz Appraisal Services

www.Hertz.ag



Nebraska Land Values

February 2020 vs February 2019



Source: University of Nebraska-Lincoln, Ag Economics

www.Hertz.ag



Crop Conditions – Jul. 27 – Aug. 3

Percent of Crop Rated Good or Excellent

| | CORN Jul. 27 / Aug. 3 | SOYBEANS Jul. 27 / Aug. 3 |
|------------|--------------------------|------------------------------|
| Illinois | 74% / 76% | 76% / 76% |
| Iowa | 77% / 73% | 76% / 73% |
| Minnesota | 84% / 85% | 84% / 84% |
| Nebraska | 75% / 77% | 80% / 79% |
| U.S. Total | 72% / 72% | 72% / 73% |



Source: USDA Crop Condition Reports

www.Hertz.ag



COVID-19 Update

Speaker:

Randy Hertz

CEO of Hertz Farm Management

Contact@Hertz.ag





www.Hertz.ag



800-593-5263

Follow Us on Social Media!

@HertzAgLand



www.Hertz.ag

