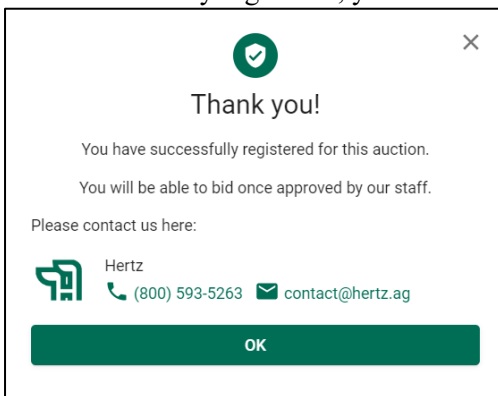


HOW TO: ONLINE BIDDING REGISTRATION VIA WEBSITE

1. From an internet browser* go to www.Hertz.ag
*Do not use Internet Explorer.
2. Go to the Real Estate Menu and select **Auctions**. (Fig. 1-1)
3. Navigate to the auction you wish to bid on and click the **VIEW AUCTION!** button in the upper left-hand corner of the screen.
4. Then click on a **REGISTER TO BID** button. (Fig. 1-2). Registering to bid registers you for ALL parcels in an auction.
5. (Fig. 1-3) From here you can click on the **No Account? Sign Up Here** link. This is also where you can reset your password and sign in (if you have an existing account) to view the auction.
 - a. We recommend that you **Remember me on this device**.
 - b. If you already have an account, simply **Sign In**.
6. Fill in the information in the **Sign up** box. (Fig. 1-4).
7. Read and accept the bidding platform Terms of Use by checking the **I agree with the Terms of Use** box; then, click on the **SIGN UP** button.
8. Complete the information in the **Register to Bid** box and click **CONTINUE**. (Fig. 1-5)
9. Read and accept the Terms & Conditions for the auction for which you are registering; then, click the **REGISTER** button.
10. Once successfully registered, you should see this box:



Watch your e-mail account, as you will receive two follow-up notifications – one when you are approved as a bidder and a second a few days before the auction with important auction information.

Fig. 1-1

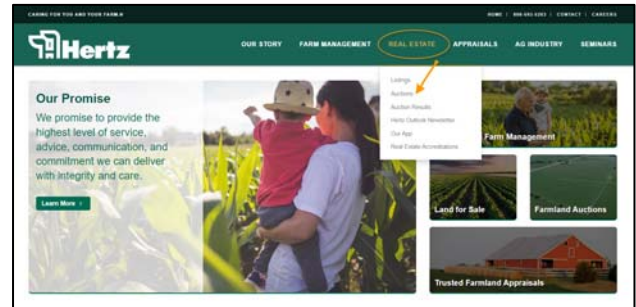


Fig. 1-2

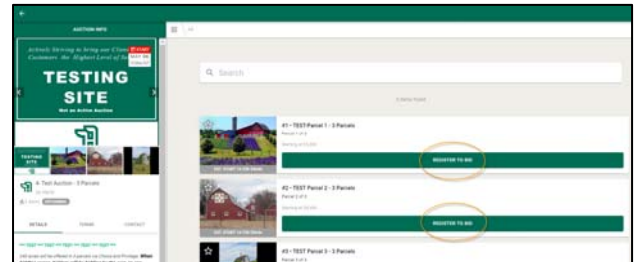


Fig. 1-3

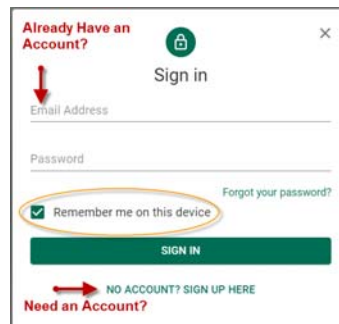


Fig. 1-4

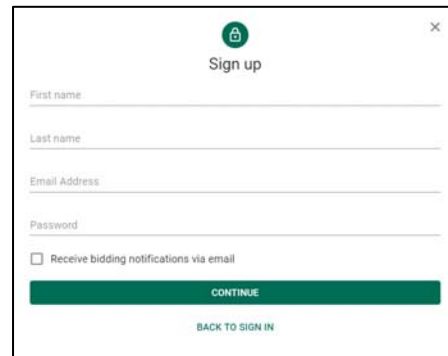
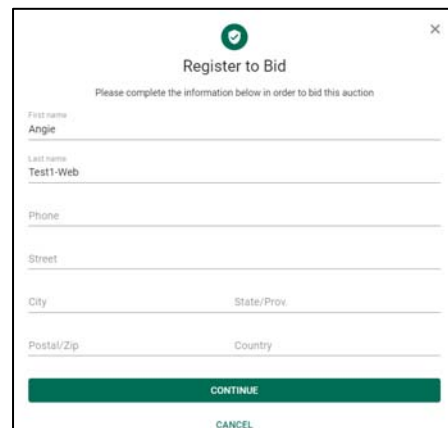


Fig. 1-5



*Internet Explorer is not supported. Please use Chrome, Edge, Firefox or Safari.

HOW TO: ONLINE BIDDING REGISTRATION VIA APP

HOW TO REGISTER:


1. Download the **Hertz Real Estate** App from 
2. Navigate to the auction you wish to bid on and click the **VIEW AUCTION** button (Fig. 2-1). On the next screen click on a **REGISTER TO BID** button (Fig. 2-2).
11. (Fig. 2-3) From here you can click on the **No Account? Sign Up Here** link. This is also where you can reset your password and sign in (if you have an existing account) to view the auction.
 - a. We recommend that you **Remember me on this device.**
 - b. If you already have an account, simply **Sign In.**
4. Fill in the information in the **Sign-up** box. (Fig. 2-4).
5. Read and accept the Bidding Platform Terms of Use by checking the **I agree with the Terms of Use** box; then, click on the **SIGN UP** button.
6. Complete the information in the **Register to Bid** box and click **CONTINUE**. (Fig. 2-5)
7. Read and accept the Terms & Conditions for the auction for which you are registering; then, click the **REGISTER** button.
9. Once successfully registered, you should see the box noted in (Fig. 2-6). Watch your e-mail account for two follow-up notifications – one when you are approved as a bidder and a second a few days before the auction with important auction information.

Fig. 2-1

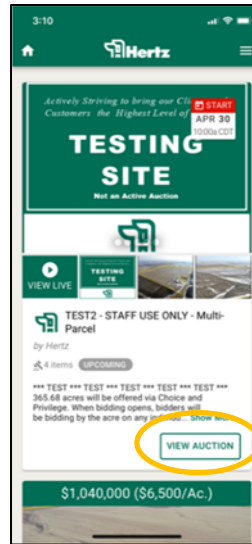


Fig. 2-2

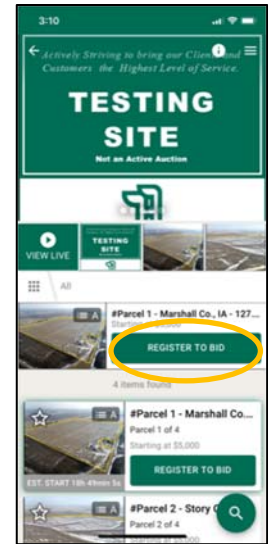


Fig. 2-3

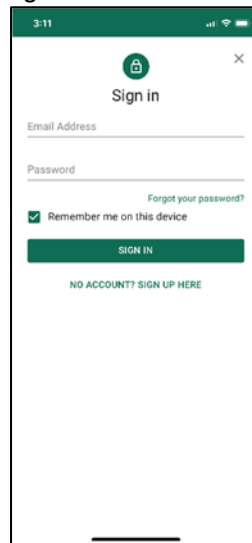


Fig. 2-4

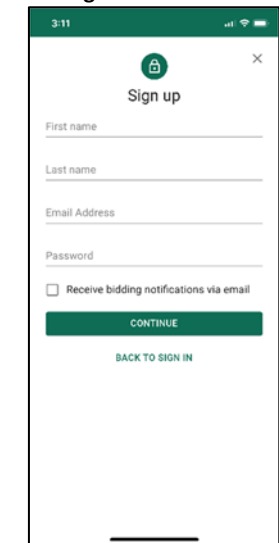


Fig. 2-5

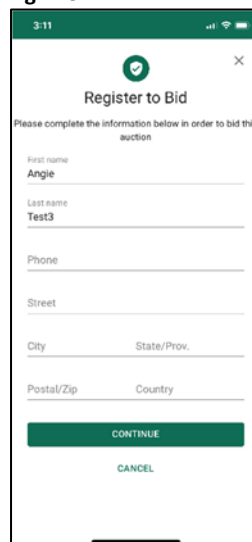
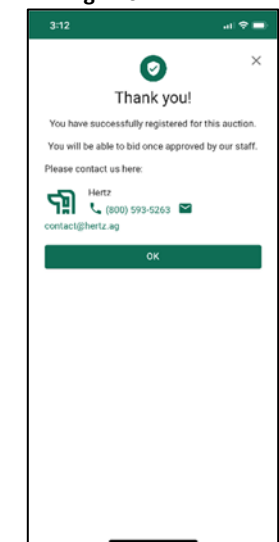


Fig. 2-6



*Internet Explorer is not supported. Please use Chrome, Edge, Firefox or Safari.