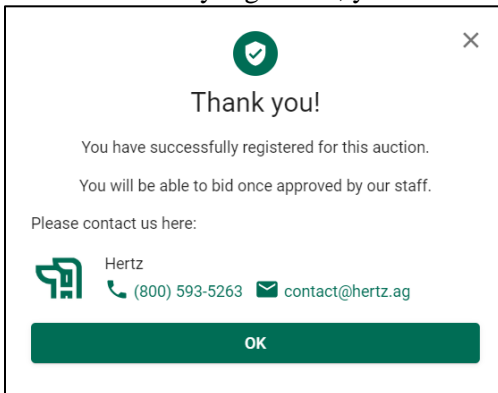


HOW TO REGISTER – FROM THE WEBSITE

1. From an internet browser*, go to www.Hertz.ag
*Do not use Internet Explorer. That browser is not supported by the platform.
2. Go to the Real Estate Menu and select **Auctions**. (Fig. 1-1)
3. Navigate to the auction you wish to bid on and click the **VIEW AUCTION!** button in the upper left-hand corner of the screen.
4. Then click on a **REGISTER TO BID** button. (Fig. 1-2). Registering to bid registers you for ALL parcels in an auction.
5. (Fig. 1-3) From here you can click on the **No Account? Sign Up Here** link. This is also where you can reset your password and sign in (if you have an existing account) to view the auction.
 - a. We recommend that you **Remember me on this device**.
 - b. If you already have an account, simply **Sign In**.
6. Fill in the information in the **Sign up** box. (Fig. 1-4).
7. Read and accept the Terms of Use by checking the **I agree with the Terms of Use** box; then, click on the **SIGN UP** button.
8. Complete the information in the **Register to Bid** box and click **CONTINUE**. (Fig. 1-5)
9. Read and accept the Terms of Use for the auction for which you are registering; then, click the **REGISTER** button.
10. Once successfully registered, you should see this box:



Watch your e-mail account, as you will receive two follow-up notifications – one when you are approved as a bidder and a second a few days before the auction with important auction information.

Fig. 1-1

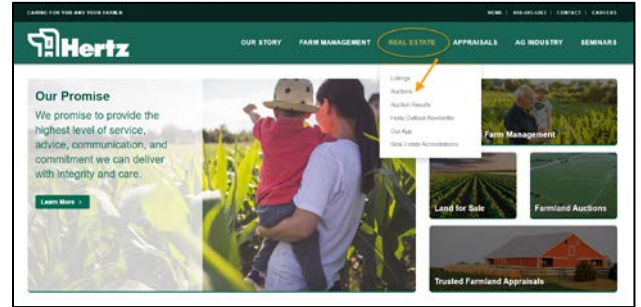


Fig. 1-2

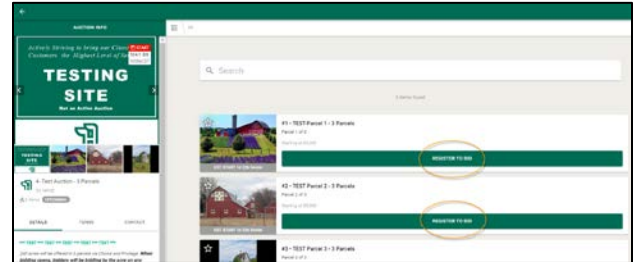


Fig. 1-3

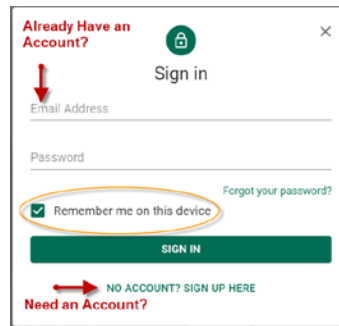


Fig. 1-4

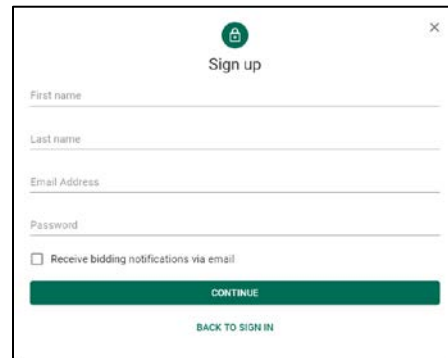
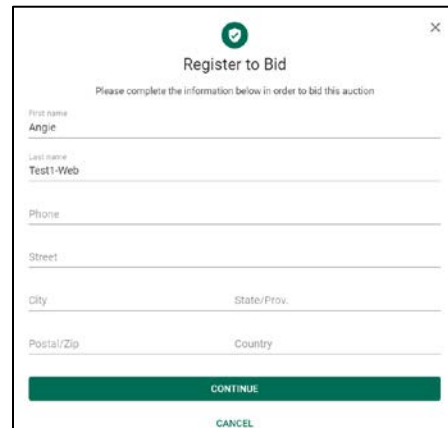


Fig. 1-5



We do not support Internet Explorer for our auction software. Please use Chrome, Edge, Firefox or Safari.