VDH VIRGINIA DEPARTMENT OF HEALTH
Protecting You and Your Environment

Appomattox County Health Department
PO Box 355
Appomattox, VA 24522
(434) 352-2313
(434) 352-0232

Septic Tank - Soil Absorption System Construction Permit

Health Department ID Number: 105-04-0075

Owner Information		
Eugene Rigdon 6314 Taylor Drive Norfolk, VA 23502	Phone:	

Location Information		2341 Mount Pleasant Road	
Subdivision Name:		Tax Map:	82(2)8
Property Address:	State Route 602	GPIN:	
County:	Appomattox County	Legal Description:	Section Block Lot
Directions:	460E to prospect, L 626, L 602, .5 mi drive on R gate (farm), 400 yds to site		

General Information	
System Type: Type of Property: Residential Conditions: disconnecting existing mh and connecting 2 bedroom block dwelling to existing system	Number of Bedrooms: 2 Daily Flow: 300 gallons

Sewer Line	*Distribution Box Information*
[Default 4"] SCH 40 PVC or equivalent	No. of Boxes: 1 No. of Outlets: 4

Conveyance Line/Force Main Information	*Header Line Information*
Method: Gravity Distribution Box Material: 4" diameter, minimum crush strength 1500# Pipe Diameter: 4" Slope: only for non-pump - 6" per 100'	1500# crush Minimum slope 2"

Septic Tank - Inlet Outlet Structure	*Percolation Lines and Absorption Area*
Capacity: 1000 gallons The inlet structure shall be one to two inches higher than the outlet structure and shall extend six to eight inches below and eight to ten inches above the normal liquid level. The outlet structure shall extend 35-40% below the normal liquid level and eight to ten inches above the normal liquid level. To comply with the maintenance requirements of 12 VAC 5-610-817 the septic tank must be provided with one of the following three options: 1. Inspection port. 2. Effluent filter. 3. Reduced maintenance tank	Slope: 2-4" per 100' Percolation lines: 4" diameter Center to Center Spacing: 9' Installation Depth: 48" Depth of Aggregate: 13" Size of aggregate: 0.5-1.5" # of Laterals: 2 Lateral Length: 100' Lateral Width: 3' # of Square Feet: 600

Construction Drawing

Owner Information	
Eugene Rigdon 6314 Taylor Drive Norfolk, VA 23502	Phone: HD ID #: 105-04-0075

★ NOT TO SCALE ★

Construction Drawing

Schematic drawing of sewage disposal system and topographic features.

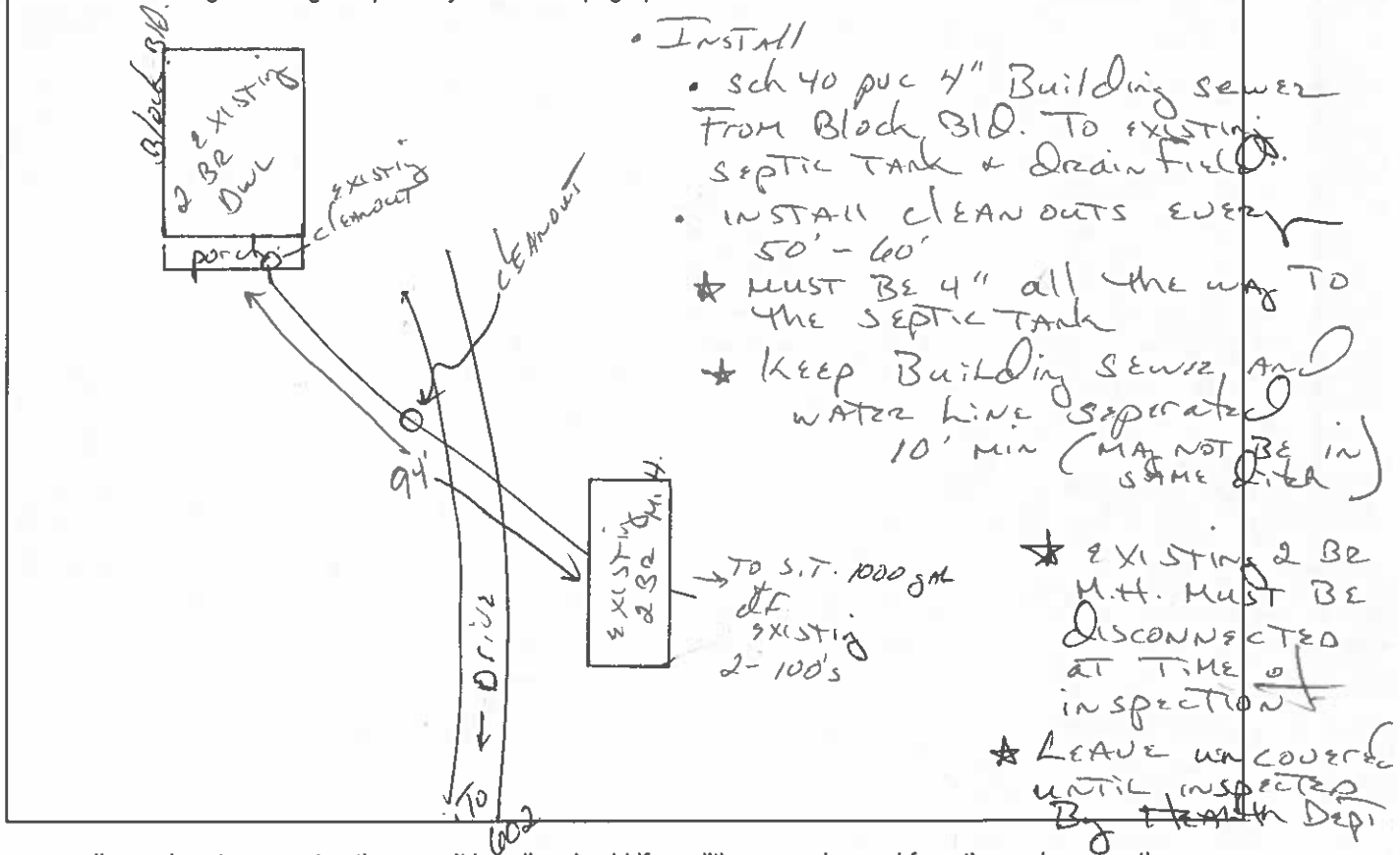

This sewage disposal system construction permit is null and void if conditions are changed from those shown on the application or construction permit.

No part of any installation may be covered or used until inspected, corrections made if necessary and the system is approved. The inspection will normally be made by the system designer, who may be an AOSE, PE, or EHS. Any part of any installation which has been covered prior to approval shall be uncovered, if necessary, upon direction of the Department or the system designer.

System Design By: Guerry Beatson
Site Evaluation Conducted By: **<SewageSiteInspectionBy>**

Guerry Beatson

04/15/2004
Issue Date

09/15/2005
Expiration Date

4-14-04 [illegible] 82(2)8

Commonwealth of Virginia
Application for a Sewage Disposal and/or Water Supply Permit

Health Department ID 105-04-0075

sewer line only

To Be Completed By The Applicant

Type of Sewage system: ✓ New ___ Repair ___ Expanded ___ Conditional Notified

FHA/VA yes ___ no ___ Case No ___

Owner Eugene Rigdon Address 6314 Taylor DR Phone 457-461-2032

Norfolk, VA 23502

460 (E), (L) 601 (R) 602 proved in (L)

Agent ___ Address ___ Phone ___

Directions of Property 27 acres Tax Map# 82(2)8

2341 Mount Pleasant Road

Subdivision N/A Section ___ Block ___ Lot ___

Other Property Identification ___

Dimension/size of Lot/Property 460 (E) To prospect, (L) 626 to (L) 602, 1/2 mi drive on (R) Gate (Farm) 400 yrds to site.

Other Application Information

I. Building/facility ___ New ✓ Existing

Intermittent Use ✓ Yes ___ No If yes, describe ___

II. Residential Use ✓ Yes ___ No

Termite Treatment ✓ Yes ___ No

✓ Single Family (Number of Bedrooms 2) ___ Multi-family (Number of Units ___)

disconnect existing M.H → connect 2 32 shop to existing system

Basement ___ Yes ✓ No

Fixtures in Basement ___ Yes ___ No

III. Commercial Use ___ Yes ✓ No Describe: ___

Commercial/Wastewater ___ Yes ___ No Number of Patrons ___

Number of Employees ___

If yes, give volumes and describe ___

IV. Water Supply: ___ Public ___ New ✓ Existing

✓ Private ___ New ___ Existing

Describe: ___

V. Proposed Sewage Disposal Method:

Onsite Sewage Disposal System: ✓ Septic Tank Drainfield ___ LPD ___ Mound ___ Other

Public Sewerage System

Attach a site plan (rough sketch) showing dimensions of property, proposed and/or existing structures and driveways, underground utilities, adjacent soil absorption system, bodies of water, drainage ways, and wells and springs within 200 feet radius of the center of the proposed well or drainfield. Distances may be paced or estimated.

The property lines and building location are clearly marked and the property is sufficiently visible to see the topography. I give permission to the Department to enter onto the property described for the purpose of processing this application.

[signature] 4/14/04

Signature of Owner/Agent Date

CHS 200

TO 624 ← 602

4" to 3" NOT acceptable must BE 4" all the way to 3" all the way clean outs every 50-60"

Gas Line MUST BE disconnected at time of inspection

Bring clean out to surface.

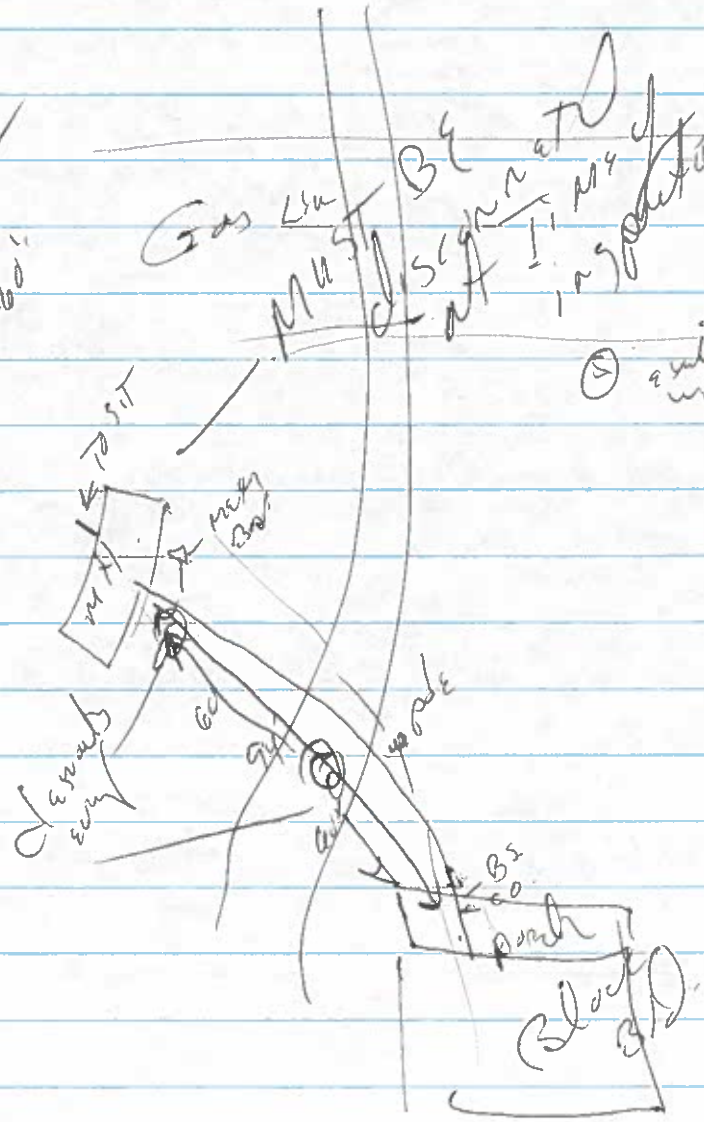

EHD 10/5/23

RECORD OF INSPECTION-SEWAGE DISPOSAL SYSTEM

2341 Mount Pleasant Road
TAX MAP # 82(2) 8

Date 8-27-81 Case No. Grid 20 D

Owner Rigdon, Eugene Address 6314 Taylor Dr. Norfolk Va Phone 461-2032
(Mailing Address)

Occupant Same Address Same Phone
(Mailing Address)

Exact Location of Premises Rt 460 East, left on Rt 601 bight on Rt 602 to property on left.
(Subdivision, Street or Road Name, Section or Lot No.)

WATER SUPPLY INSPECTION

Installed according to Permit Design ☐ Yes ☐ No. Distance to nearest House Sewer _____ feet. Distance to nearest Sewage Disposal System _____ feet. (Use Form LHS-143 for Detailed inspection of Water Supply Reference Materials.)

WELL HAS LESS THAN 24" OF WATER - THIS IS NOT ENOUGH TO PROVIDE A SATISFACTORY SUPPLY OF WATER

SEWAGE DISPOSAL SYSTEM INSPECTION

(1) LOCATION
Allotted Area adequate ☒ Yes ☐ No. Distance from nearest lot lines _____ feet. Trees 6 feet.
Water Supplies 100 feet. ~~Buildings~~ TRAILER 20 feet. SEE REMARK

(2) INSTALLATION AND DESIGN
Installed according to Permit Design ☐ Yes ☒ No.
Have additional Household Appliances been added NOT on Permit:
☐ Automatic Washer ☐ Garbage Disposal
☐ Other NONE
(Describe)

(3) SOIL CONDITION
Are there soil conditions now evident which indicate system may be unsatisfactory as designed: ☐ Yes ☒ No. If Yes, show adjustments required under "Remarks" below.

(4) HOUSE SEWER LINE
Installed ☒ Yes ☐ No. Type of material SCHEDULE 40 Size 3 - 4 Inches.

(5) SEPTIC TANK
Constructed of PRE-CAST CONCRETE
(Kind of Material)
Inside Dimensions Length 8 feet. Width 4 feet.
Liquid Depth 4 feet. Depth of Air Space 12 inches.
Inside Fittings comply with requirements ☒ Yes ☐ No.

(6) DISTRIBUTION BOX
Watertight and equal surcharge to each line by Water Test ☒ Yes ☐ No. Distribution Box provided with 3 (Number) extra outlets for future use.

(7) SUBSURFACE ABSORPTION FIELD
Total Area in bottom of ditches 600 square feet.
Number of ditches 2 Length of ditches 100 feet.
Grade of ditches Minimum 2 Inches per 100 feet.
Maximum 4 inches per 100 feet. Has system been checked by instruments (Level) ☒ Yes ☐ No.
Type aggregate used CRUSHED STONE
Depth of aggregate under Tile 6 inches
Total depth of aggregate 13 inches
Depth of backfill over aggregate 14 - 40 inches

(8) SURFACE DRAINAGE
Storm Drains from House and Basement flowing away from Subsurface Drainage Field: NOT ☐ Yes ☐ No. Was Surface Drainage required ☐ Yes ☒ No. If Yes, has this been provided ☐ Yes ☐ No. Has area been drained by lowering Ground Water Table: ☐ Yes ☐ No. ☒ Not required.

(9) Are follow-up inspections necessary ☐ Yes ☒ No.

Septic Tank Contractor: JOHNNY KNIGHT & SONS Address APPOMATTOX, VA Phone 352-7690

This Sewage Disposal System (Is) (~~Is Not~~) Approved by Appomattox Health Department

Date 8-27-81 Signed Clarence L. Stone
(Sanitarian)

Date _____ Approved _____
(Reviewing Authority)

With proper maintenance, approved Sewage Disposal systems may be expected to function satisfactorily, provided no overloading or physical damage occurs to the system. Remarks:

TRAILER



DIAGRAM AS INSTALLED

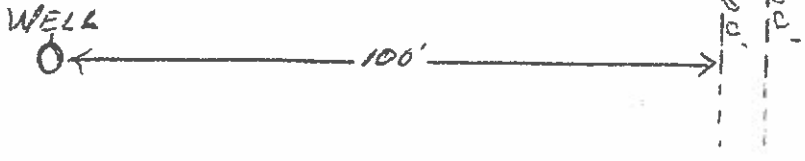

Virginia Department of Health
LHS-141 Rev. 1/76

WATER SUPPLY ☒ SEWAGE DISPOSAL SYSTEM ☒

...ceive months. (2) Automatically cancelled when site conditions are changed from those shown on permit.
...tically cancelled should facts later become known that a potential hazard would be created by continuing installation.

FHA/Va ☐ Yes ☒ No Date 7-8-81 Case No. GRID - 20D

Owner EUGENE RIGDON Address 6314 TAYLOR DRIVE NORFOLK VA 23502 (Mailing Address) Phone 461-2032

Occupant SAME Address SAME (Mailing Address) Phone

Exact Location of premises RT 460 EAST - LEFT ON RT 601 - RIGHT ON RT 602 TO PROPERTY ON LEFT (Subdivision, Street or Road Name, Section or Lot No.)

FOR: ☐ Dwelling ☒ Other TRAILER Automatic Washing Machine ☒ Yes ☐ No Consumption 200 gal. per day
Actual ☐ Potential ☒ Bedrooms 2 Garbage Disposal Unit ☐ Yes ☒ No (☐ Actual ☒ estimated Water)
Additional wastes

(1) WATER SUPPLY (Existing) Class Approved Yes ☐ No ☐ Other
(To be installed) Class III Cased ft. to be grouted ft.

(Unless supported by positive evidence Class III is to be considered as to be installed.)

SOIL STUDY Naturally drained, suitable by sight ☒ Yes ☐ No Technical Classification

(2) Estimated Percolation Rate (Minutes per inch) 1-10 ☐ 11-25 ☐ 26-50 ☒ >51 ☐ Percolation Test Required ☐ Yes No ☒ (If Known) Rate (Minutes per inch to nearest 10 minutes)
Depth to Grey Mottles — inches (estimate over 4 ft.) OTHER
Surface drainage required ☐ ☒ No OTHER DRAINAGE

(3) HOUSE SEWER LINE Size 3-4 inches. Type of material required SCH 40 Distance from Water Supply 60 feet.

(4) DETAILS OF CONSTRUCTION Watertight Septic Tank of PRE CAST CONCRETE Material Liquid Capacity 1000 gallons.
Inside Dimensions Length 8 feet. Width 4 feet. Liquid Depth 4 feet. Depth of Air Space 1 feet.

SUBSURFACE ABSORPTION FIELD Number of square feet required 600 Type aggregate required CRUSHED STONE

(5) Depth of aggregate from base of tile to bottom of ditches 6 inches. Allowable fall 2 to 4 inches.
Total aggregate minimum depth 13 inches or more. Depth of drainfield to be 30-49 inches from surface of original ground.
Distance from well to septic tank 90 feet; distance from well to drainfield 100 feet. O - PROPOSED WELL SITE

Rough Sketch of Premises (including adjacent properties if pertinent, Showing Location of Lot Line, Buildings, Water Supplies, Sewage Disposal Systems, Trees, and Other Possible Sources of Contamination of Water Supplies, by Indicating Distances and Slope with regard to one another.

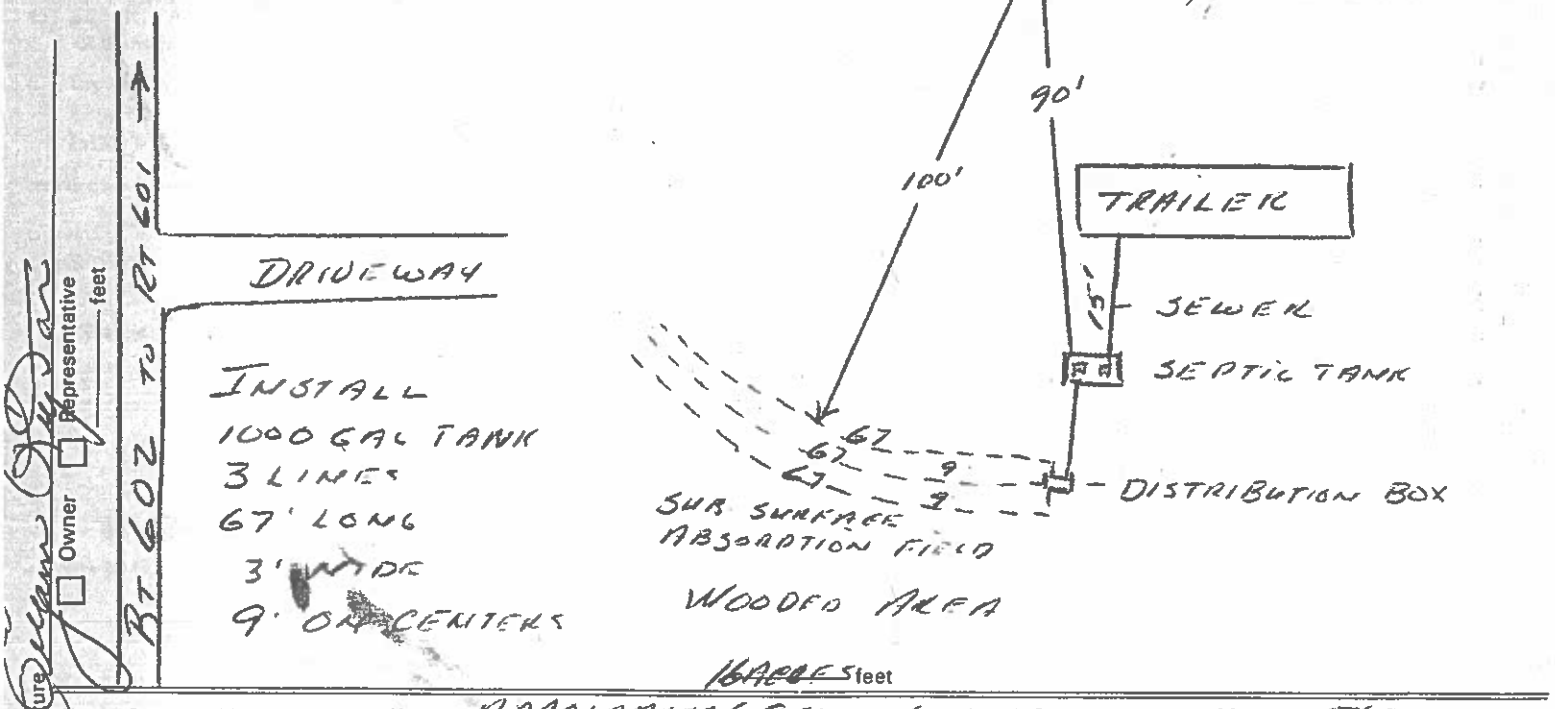

Signature Eugene Rigdon ☐ Owner ☐ Representative

Note: Owner or his agent must notify APPOMATTOX COUNTY Health Department, Phone 352-5690 when installation is ready for inspection. If any Sewage Disposal System, or part thereof, is covered before being inspected by the Health Department, it shall be uncovered at the direction of the Health Director or his agent. CONDITIONS DISCOVERED DURING INSTALLATION MAY REQUIRE ADJUSTMENTS OF SYSTEM DESIGN. Changes from above specifications require Health Department approval before being made.

Based on the above information, the undersigned recommends that this permit be issued.

Date Approved (Reviewing Authority) Date 7-8-81 Signed (Sanitarian or Health Director)

LHS - 121 REV. 12/71
Virginia State Department of Health

DUPLICATE